



Agricultural



Hardy Spicer, 1/9 Monterey Road, Dandenong South, Victoria, 3175

Toll free Ph: 1300 304 673

www.hardyspicer.com.au

DISCLAIMER

Disclaimer

The information and dimensions listed in these catalogues is correct to the best of our knowledge and belief, having been compiled from reliable and official sources of information. However Hardy Spicer (HS Company Pty Ltd) accepts no responsibility for possible errors, omissions or unsuitable parts being listed or fitted to any vehicle. Dimensions listed are nominal throughout. Due to our continuous product and range development we reserve the right to alter the specification without prior notice.

We welcome any feedback re suspected errors or omissions to the information enclosed. We can be contacted via email hspicer@hardyspicer.com.au
Or via Ph 03 9794 1900 or Fax 03 9706 9928
Alternatively via mail at PO Box 4262, Dandenong South, Vic. 3164.

www.hardyspicer.com.au

Document No:	HSAGICAT
Issue:	1
Issue Date:	01/09/08

This catalogue is the copyright
of Hardy Spicer

AGRICULTURAL

CONTENTS

DESCRIPTION:

QUICK REFERENCE GUIDE	A:1-3
COMPARISON GUIDE	A:1-6

EUROPEAN PTO SHAFTS

COMPLETE SHAFTS	A:1-7
'T' SERIES SHAFT PARTS	A:1-12
'V' SERIES SHAFT PARTS	A:1-14
'E' SERIES SHAFT PARTS	A:1-16
WIDE ANGLE 'T' SERIES SHAFT PARTS	A:1-18
WIDE ANGLE 'V' SERIES SHAFT PARTS	A:1-20
QUICK RELEASE END YOKES	A:1-22
WIDE ANGLE QUICK RELEASE END YOKES	A:1-24
PINCH BOLT END YOKES	A:1-26
PLAIN BORE & KEY END YOKES	A:1-32
TUBE YOKES	A:1-34
WIDE ANGLE TUBE YOKES	A:1-38
DRIVE TUBE	A:1-40
CLUTCH - FM DISC TYPE	A:1-44
CLUTCH - DISC TYPE	A:1-46
SHEAR BOLT TORQUE LIMITER	A:1-48
OVERRUNNING CLUTCH	A:1-51
COVER SETS	A:1-52

NORTH AMERICAN PTO SHAFTS

NORTH AMERICAN SERIES SHAFT PARTS	A:1-54
QUICK RELEASE END YOKES	A:1-58
PINCH BOLT END YOKES	A:1-59
PLAIN BORE & KEY END YOKES	A:1-60
WIDE ANGLE SHAFT PARTS	A:1-61

HOSE AND FITTINGS

HYDRAULIC HOSE	A:1-65
CRIMP FITTINGS	A:1-71
FIELD ATTACHABLE FITTINGS	A:1-85
PUSH-ON FITTINGS	A:1-93
ADAPTORS	A:1-97
ACCESSORIES	A:1-99

www.hardyspicer.com.au

Document No:	HSAGICAT
Issue:	1
Issue Date:	01/09/08

This catalogue is the copyright
of Hardy Spicer



www.hardyspicer.com.au

Document No:	HSAGICAT
Issue:	1
Issue Date:	01/09/08

This catalogue is the copyright
of Hardy Spicer

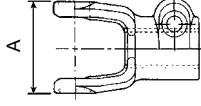
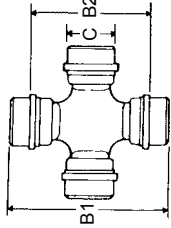
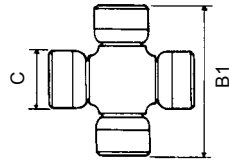
This catalogue is the copyright
of Hardy Spicer



QUICK REFERENCE GUIDE

C	B1	B2	A Approx.	U/Joint Part No.	Comments	SPLINED QUICK RELEASE YOKES				TUBE YOKES	
						1 3/8 x 6	1 3/8 x 21	1 3/4 x 6	1 3/4 x 20	OUTER	INNER
18.00	47.00		56.00	K5-A587	WALTERSCHEID W2000						
22.00	54.00		62.00	K5-A588	COMER 10 BYPY SERIES 1	T10-021-001	T10-021-002			T10-011-003	T10-011-002
22.00	55.00		63.00	K5-A589	WALTERSCHEID W100/W2100						
23.80	62.00		70.00	K5-A64	COMER 20 HARDY SPICER 1140 WALTERSCHEID W200/W2200 BYPY SERIES 2	T20-022-001	T20-022-002			T20-012-003 V20-012-319#	T20-012-002 V20-012-320#
23.80		37.70	60.00	RUJ-0600	NEAPCO 0600						
23.80		38.10	60.00	5-170X	NEAPCO N1000, SPICER 1000						
23.80 24.60		38.10 36.80		RUJ-0601	NEAPCO 0600 TO ROCKWELL L6N/JAYBEN 1AG						
24.60		36.80		114-1004	WEASLER 6 JAYBEN 1AG NEAPCO L600 ROCKWELL L6N	06-102-0606	06-102-0621#				
25.40		46.80		RUJ-1798	JAYBEN 2AG						
25.40		60.30		114.2101	JAYBEN 3AG						
26.99		46.04		RUJ-1788	WEASLER 12 ROCKWELL 12N NEAPCO 1200	12-102-1206	12-102-1221#				
27.00	70.00		77.00	K5-A590	COMER 30 WALTERSCHEID W1 BYPY SERIES 3	T30-023-001					
27.00	74.60		84.00	K5-LGB36R	COMER 40 HARDY SPICER 1300 WALTERSCHEID W210/W2300 BYPY SERIES 4 JAYBEN 4AG	T40-024-001	T40-024-002			T40-014-006 V40-014-427	T40-014-007 V40-014-428

INDENT ITEM ONLY



This catalogue is the copyright
of Hardy Spicer

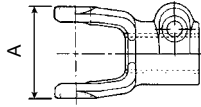
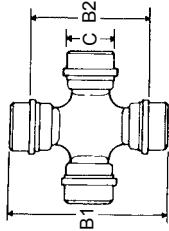
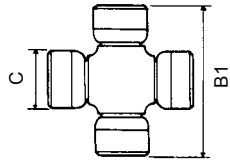
Document No:	HSAGICAT
Issue:	1
Issue Date:	01/09/08

QUICK REFERENCE GUIDE

C	B1	B2	A Approx.	U/Joint Part No.	Comments	SPLINED QUICK RELEASE YOKES				TUBE YOKES	
						1 3/8 x 6	1 3/8 x 21	1 3/4 x 6	1 3/4 x 20	OUTER	INNER
27.00	81.76		88.00	K5-A13XR	HARDY SPICER 1310	2-4-A3641	2-4-A4221				
27.00	91.20 85.80			K5-A734	COMER 40 WIDE ANGLE	T40-024-261	T40-024-272#			V40-024-433 T40-024-263	V40-024-434 T40-024-269
28.58	66.67		73.00	CPL14N	WEASLER 14 ROCKWELL 14N NEAPCO 2000	14-102-1406	14-102-1421#				
28.58 31.75	107.95 81.76			K5-A798	WEASLER 35 SERIES WIDE ANGLE	35-112-3506#	35-112-3521#		35-112-3520#		
28.58		65.88	91.00	114-3105	HARDY SPICER 3R JAYBEN 5AG						
30.20	80.00		95.00	K5-A591	COMER 50 BYPY SERIES 5	T50-025-001	T50-025-002			T50-015-011	T50-015-012
30.20	92.03		101.00	K5-A18R	COMER 60 HARDY SPICER 1350 WALTERSCHEID W220 BYPY SERIES 6	T60-026-001	T60-026-002	T60-026-003	T60-026-008	T60-016-028 V60-016-388	T60-016-029 V60-016-389
30.20	101.40 95.35			K5-A735	COMER 60 WIDE ANGLE	T60-026-230	T60-026-504 Collar Type		T60-026-505	V60-026-390 T60-026-229	V60-026-391 T60-026-249
30.20	106.30		120.00	K5-A536	COMER 70 HARDY SPICER 1410 WALTERSCHEID W230 BYPY SERIES 7	T70-027-001	T70-027-002		T70-027-004	T70-017-007	T70-017-006
31.75	81.36		90.00	CP35N-3	WEASLER 35 NEAPCO 2200 ROCKWELL 35R	35-102-3506	35-102-3521	35-102-3528#	35-102-3520		
31.75 31.75	81.76 109.54			K5-A799	WEASLER 44 SERIES WIDE ANGLE	35-107-3506#	35-107-3521#		35-107-3520#		
32.00	76.00		86.00	K5-A592	WALTERSCHEID W2400						
33.35		70.84		RUJ-3009	WEASLER 44 ROCKWELL 44R SERIES	44-102-4406	44-102-4421		44-102-4420		

Document No:	HSAGICAT
Issue:	1
Issue Date:	01/09/08

This catalogue is the copyright
of Hardy Spicer



QUICK REFERENCE GUIDE

C	B1	B2	A Approx.	U/Joint Part No.	Comments	SPLINED QUICK RELEASE YOKES					TUBE YOKES	
						1 3/8 x 6	1 3/8 x 21	1 3/4 x 6	1 3/4 x 20	1 3/4 x 20	OUTER	INNER
33.33 38.89	94.46	79.77		K5-A800	WEASLER 55 SERIES WIDE ANGLE	55-107-5506	55-107-5521#		55-107-5520			
33.35		84.15	116.00	114.5109	JAYBEN 8AG							
34.00		56.00	90.00	RUJ-3004	WALTERSCHEID W11							
34.93	106.30		118.00	K5-A538	COMER 80 HARDY SPICER 1480 WALTERSCHEID W240 BYPY SERIES 8	T80-028-001	T80-028-002	T80-028-003	T80-028-004	T80-018-133 V80-018-241	T80-018-134 V80-018242	
34.93	106.30 113.80			K5-A765	COMER 80 WIDE ANGLE	T80-028-358 Collar Type	T80-028-359 Collar Type	T80-028-361 Collar Type	T80-028-360 Collar Type	V80-028-248 T80-028-152	V80-028-249 T80-028-165	
35.00	94.00		105.00	K5-A693	BYPY SERIES N7	507170351	507173751			204176851	204176852	
36.00	89.00		100.00	K5-A593	WALTERSCHEID W2500							
38.89	109.60			CP55N	WEASLER 55 ROCKWELL 55N NEAPCO N55	55-102-5506	55-102-5521#	55-102-5528#	55-102-5520			
39.70	115.90			K5-A725	WALTERSCHEID W250							
41.00	108.00		125.00	K5-A665	COMER 90 BYPY SERIES 9	T90-029-001	T90-029-040	T90-029-057	T90-029-058	T90-019-127 V90-019-167	T90-019-128 V90-019-168	
41.00	118.00		135.00	K5-A594	BYPY SERIES 10	507100351#	507103751#		507103851	204106851	204106852	
42.00	104.00		120.00	K5-A595	WALTERSCHEID W2600							
49.00	136.00			K5-A704	BYPY SERIES 12				204051830#			
52.00	125.00		140.00	K5-A780	COMER 120			D120-220-005	D120-220-001			

Many other parts not listed above are available on request.

Document No:	HSAGICAT
Issue:	1
Issue Date:	01/09/08

This catalogue is the copyright
of Hardy Spicer

COMPETITOR COMPARISON GUIDE

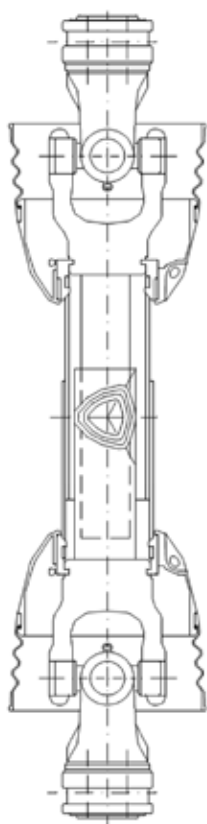
Standard Range					Wide Angle Range			
Comer	Hardy Spicer	Bypy	Walterscheid	Bareco	Wide Angle Shafts (1 x CVJ)			
T10		101	W2100	1	Comer	Hardy Spicer	Bypy	Walterscheid
T20	1140	102	W2200	2	T20 or V20-CV		652 or 662	WWVE2200
T40	1310	104	W2300	4	T40 or V40-CV		654 or 664	WWVE2300
T60	1350	106	W2400	6	T60 or V60-CV		656 or 666	WWVE2400
T80	1480	108	W2500	8	T80 or V80-CV		658 or 668	WWVE2500
T90		109	W2600	9				
Heavy Duty Range					Wide Angle Shafts (2 x CVJ)			
Comer	Hardy Spicer	Bypy	Walterscheid	Bareco	Comer	Hardy Spicer	Bypy	Walterscheid
V20		402			T20 or V20-2CV		672	WWZZ2200
V40		404	P300		T40 or V40-2CV		674	WWZZ2300
V60		406	P400		T60 or V60-2CV		676	WWZZ2400
V80		408	P500		T80 or V80-2CV		678	WWZZ2500
V90		409	P600					

NOTE:

1. The current Comer range of "T" series wide angle shafts is to be replaced with the "V" series.
2. These comparisons are for ratings only. Parts are not interchangeable between all sizes.

Document No:	HSAGICAT
Issue:	1
Issue Date:	01/09/08

This catalogue is the copyright
of Hardy Spicer

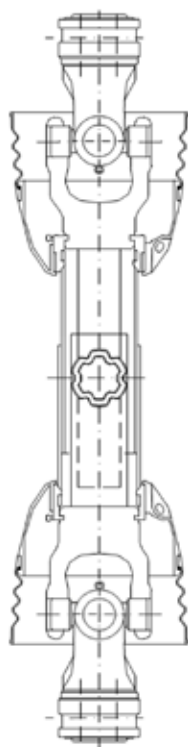


'T' SERIES COMPLETE SHAFTS

Series	Horsepower Ratings		Length C - C of U/Joints		COMPLETE SHAFTS			
	@ 540 RPM	@ 1000 RPM	Compressed mm	Extended mm	1 3/8 x 6 QR Both Ends	1 3/8 x 6 QR One End Only	No End Yokes	1 3/4 x 20 QR Both Ends
T10	16HP / 12Kw	25HP / 18Kw	910mm	1450mm	T10-0910F112112	T10-0910F112000	T10-0910F000000	
T20	21HP / 15Kw	31hp / 23kW	1010mm	1600mm	T20-1010F112112	T20-1010F112000		
			1510mm	2450mm	T20-1510F112112	T20-1510F112000		
T40	35HP / 26Kw	55HP / 40Kw	1010mm	1600mm	T40-1010F112112	T40-1010F112000	T40-1010F000000	
			1510mm	2450mm	T40-1510F112112	T40-1510F112000	T40-1510F000000	
T60	64HP / 47Kw	100HP / 74Kw	1010mm	1600mm	T60-1010F112112	T60-1010F112000	T60-1010F000000	
			1510mm	2450mm	T60-1510F112112	T60-1510F112000	T60-1510F000000	
T80	95HP / 70Kw	150HP / 110Kw	1010mm	1510mm	T80-1010F112112	T80-1010F112000	T80-1010F000000	T80-1010F115115
			1510mm	2300mm	T80-1510F112112	T80-1510F112000	T80-1510F000000	

Document No:	HSAGICAT
Issue:	1
Issue Date:	01/09/08

This catalogue is the copyright
of Hardy Spicer

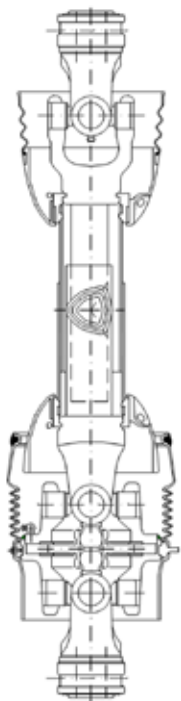


'V' SERIES COMPLETE SHAFTS

Series	Horsepower Ratings		Length C - C of U/Joints		COMPLETE SHAFTS		
	@ 540 RPM	@ 1000 RPM	Compressed mm	Extended mm	1 3/8 x 6 QR Both Ends	1 3/4 x 6 QR Both Ends	1 3/4 x 20 QR Both Ends
V40	38HP / 28Kw	58HP / 43Kw	1010mm	1600mm	V401010ENC12C12#		
			1510mm	2450mm	V401510ENC12C12#		
V60	67HP / 50Kw	103HP / 77Kw	1010mm	1600mm	V601010ENC12C12		
			1510mm	2450mm	V601510ENC12C12		
V80	99HP / 74Kw	151HP / 113Kw	1010mm	1510mm	V801010ENC12C12		
			1510mm	2340mm	V801510ENC12C12	V801510ENC17C17	V801510ENC15C15
V90	118HP / 88Kw	188HP / 140Kw	1010mm	1480mm	V90-1010FC12C12		V90-1010FC15C15
			1510mm	2300mm	V90-1510FC12C12#		

Document No:	HSAGICAT
Issue:	1
Issue Date:	01/09/08

This catalogue is the copyright
of Hardy Spicer

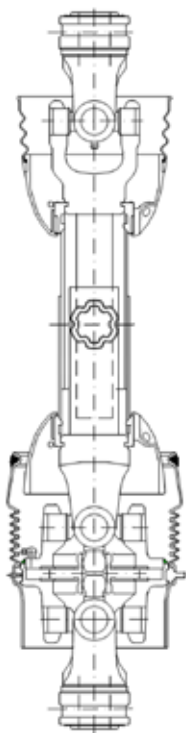


'T' SERIES WIDE ANGLE COMPLETE SHAFTS

Series	Horsepower Ratings		Length C - C of U/Joints		COMPLETE SHAFTS		
	@ 540 RPM	@ 1000 RPM	Compressed mm	Extended mm	1 3/8 x 6 QR Both Ends CVJ On One End Only	1 3/8 x 6 QR Both Ends CVJ On Both Ends	1 3/4 x 20 QR Both Ends CVJ On One End Only
T20	21HP / 15Kw	31hp / 23kW	1010mm	1600mm	T20-1010FCV112#	T20-1010F2CV112#	
T40	35HP / 26Kw	55HP / 40Kw	1010mm	1600mm	T40-1010FCV112#	T40-1010F2CV112#	
T60	64HP / 47Kw	100HP / 74Kw	1010mm	1510mm	T60-1010FCV112	T60-1010F2CV112	
T80	95HP / 70Kw	150HP / 110Kw	1010mm	1510mm	T80-1010FCV112	T80-1010F2CV112#	T80-1010FCV115

Document No:	HSAGICAT
Issue:	1
Issue Date:	01/09/08

This catalogue is the copyright
of Hardy Spicer

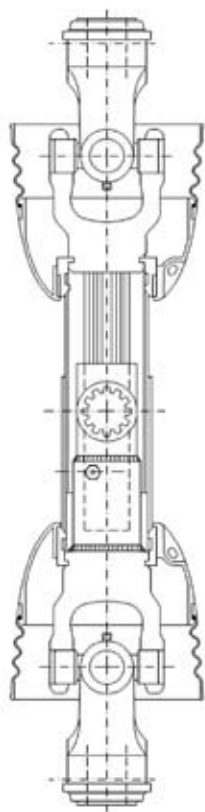


'V' SERIES WIDE ANGLE COMPLETE SHAFTS

Series	Horsepower Ratings		Length C - C of U/Joints		COMPLETE SHAFTS		
	@ 540 RPM	@ 1000 RPM	Compressed mm	Extended mm	1 3/8 x 6 QR Both Ends CVJ On One End Only	1 3/4 x 6 QR Both Ends CVJ On One End Only	1 3/4 x 20 QR Both Ends CVJ On One End Only
V40	38HP / 28Kw	58HP / 43Kw	1010mm	1600mm	V401010ENCVC12		
V60	67HP / 50Kw	103HP / 77Kw	1010mm	1600mm	V601010ENCVC12		
			1510mm	2450mm	V601510ENCVC12		
V80	99HP / 74Kw	151HP / 113Kw	1010mm	1510mm	V801010ENCVC12		
			1510mm	2340mm	V801510ENCVC12	V801510ENCVC17	V801510ENCVC15

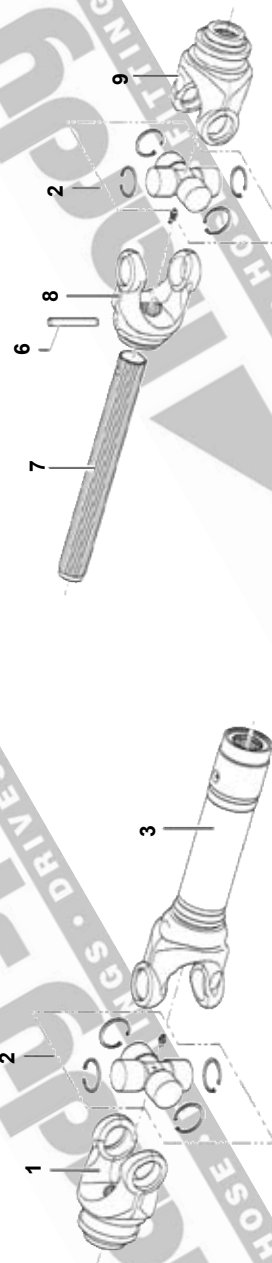
Document No:	HSAGICAT
Issue:	1
Issue Date:	01/09/08

This catalogue is the copyright
of Hardy Spicer





'D' SERIES COMPLETE SHAFTS

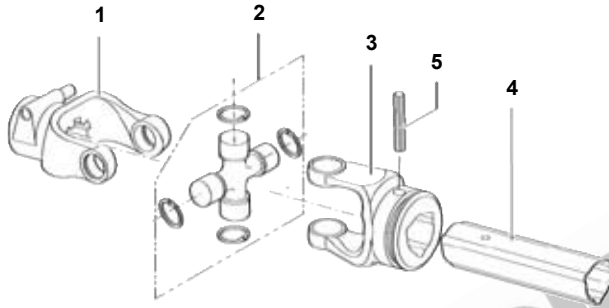
Series	Horsepower Ratings		Length C - C of U/Joints		COMPLETE SHAFTS	
	@ 540 RPM	@ 1000 RPM	Compressed mm	Extended mm	1 3/4 x 20 QR On One End Only	
D120	193HP / 144Kw	296hp / 221kW	1010mm	1650mm	D121010ENC25000	



'D' SERIES SHAFT PARTS

Series	Shaft Identification		QR Yoke 1.750" x 6 1	Universal Joint 2	Female Half Shaft 3	Inner Roll Pin 6 100 x 14	Inner Splined Bar 7 D120-100-002# 50mm x 24 Spl 750mm	Inner Bar Yoke 8 D120-120-003#	QR Yoke 1.750" x 20 9	PB Yoke 1.750" x 20	
	U/Joint Size	Nominal Yoke Width									
D120	52.00 	135.00 	D120-220-005	K5-A780	-	190-000-698#	D120-100-002# 50mm x 24 Spl 750mm	D120-120-003#	D120-220-001	D120-220-038	

'T' SERIES SHAFT PARTS



Shaft Identification			QR Yoke 1.375" x 6 1	Universal Joint 2	Outer Tube Yoke 3	Outer Tube 4	Outer Roll Pin 5
Series	U/Joint Size	Nominal Yoke Width					
1	22.00 54.00	62.00 	T10-021-001	K5-A588	T10-011-003	191-110-200	190-000-011 50 x 8
2	23.80 61.30	68.00 	T20-022-001	K5-A64	T20-012-003	191-120-200	190-000-012# 55 x 8
4	26.99 74.61	83.00 	T40-024-001	K5-LGB36R	T40-014-006	191-130-200	191-000-014 65 x 8
5	30.20 80.00	95.00 	T50-025-001	K5-A591	T50-015-011	191-150-200	190-000-016 70 x 10
6	30.20 92.08	106.00 	T60-026-001	K5-A18R	T60-016-028	191-160-200	190-000-018 80 x 10
7	30.20 106.30	119.00 	T70-027-001	K5-A536	T70-017-007	191-160-200	190-000-018 80 x 10
8	34.93 106.30	119.00 	T80-028-001	K5-A538	T80-018-133	191-198-850	190-000-243 90 x 12
9	41.00 108.00	122.00 	T90-029-001	K5-A665	T90-019-127	191-198-850	190-000-243 90 x 12
10	41.00 118.00	131.00 	507100351#	K5-A594	204106851#		

INDENT ITEM ONLY

A:1-12

Hardy Spicer Agricultural Catalogue

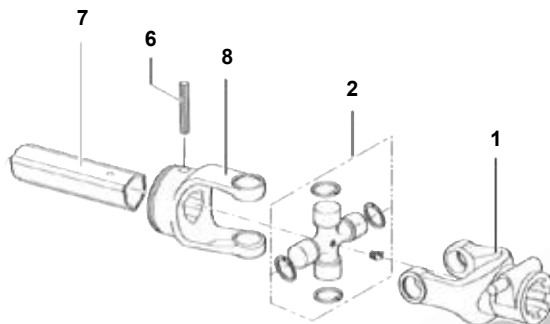
www.hardyspicer.com.au

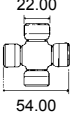

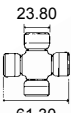
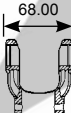

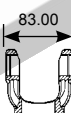
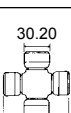
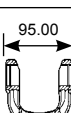
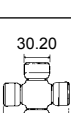

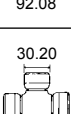
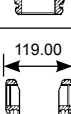
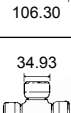
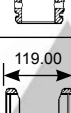

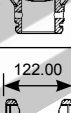

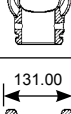
Document No:	HSAGICAT
Issue:	1
Issue Date:	01/09/08

This catalogue is the copyright
of Hardy Spicer

European PTO

'T' SERIES SHAFT PARTS



Shaft Identification			Inner Roll Pin 6	Inner Tube 7	Inner Tube Yoke 8	Complete Shaft 1 3/8x6 QR both Ends	
Series	U/Joint Size	Nominal Yoke Width					
1	 22.00 54.00	 62.00	190-000-010# 45 x 8	191-110-100	T10-011-002	T10-0910F112112 910mm C-C	-
2	 23.80 61.30	 68.00	190-000-011 50 x 8	191-120-100	T20-012-002	T20-1010F112112 1010mm C-C	-
4	 26.99 74.61	 83.00	190-000-012 55 x 8	191-140-100	T40-014-007	T40-1010F112112 1010mm C-C	T40-1510F112112 1510mm C-C
5	 30.20 80.00	 95.00	190-000-394# 65 x 10	191-150-100	T50-015-012	-	-
6	 30.20 92.08	 106.00	190-000-016 70 x 10	191-150-100	T60-016-029	T60-1010F112112 1010mm C-C	T60-1510F112112 1510mm C-C
7	 30.20 106.30	 119.00	190-000-016 70 x 10	191-170-100	T70-017-006	-	-
8	 34.93 106.30	 119.00	190-000-271 80 x 10	191-190-300	T80-018-134	T80-1010F112112 1010mm C-C	T80-1510F112112 1510mm C-C
9	 41.00 108.00	 122.00	190-000-243 90 x 12	191-190-300	T90-019-128	-	-
10	 41.00 118.00	 131.00			204106852#		

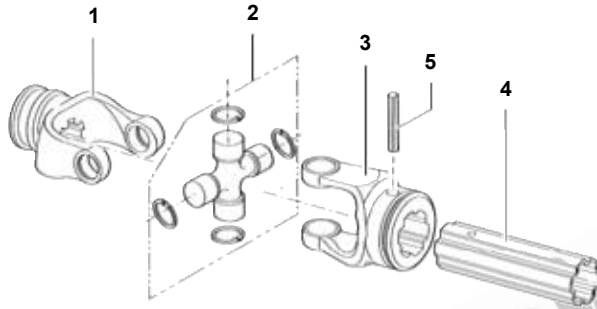
www.hardyspicer.com.au

Document No:	HSAGICAT
Issue:	1
Issue Date:	01/09/08

This catalogue is the copyright
of Hardy Spicer

INDENT ITEM ONLY

'V' SERIES SHAFT PARTS



Shaft Identification			QR Yoke 1.375" x 6 1	Universal Joint 2	Outer Tube Yoke 3	Outer Tube 4	Outer Roll Pin 5
Series	U/Joint Size	Nominal Yoke Width					
1	22.00 54.00	62.00 					
2	23.80 61.30	68.00 	T20-022-001	K5-A64	V20-012-319#	191-120-800#	190-000-012# 55 x 8
4	26.99 74.61	83.00 	T40-024-001	K5-LGB36R	V40-014-427#	191-140-800#	190-000-014 65 x 8
5	30.20 80.00	95.00 	T50-025-001	K5-A591	V50-015-361#	191-160-800	190-000-016 70 x 10
6	30.20 92.08	106.00 	T60-026-001	K5-A18R	V60-016-388	191-160-800	190-000-018 80 x 10
7	30.20 106.30	119.00 					
8	34.93 106.30	119.00 	T80-028-001	K5-A538	V80-018-241	191-190-800	190-000-243 90 x 12
9	41.00 108.00	122.00 	T90-029-001	K5-A665	V90-019-166	191-190-800	190-000-243 90 x 12

INDENT ITEM ONLY

A:1-14

Hardy Spicer Agricultural Catalogue

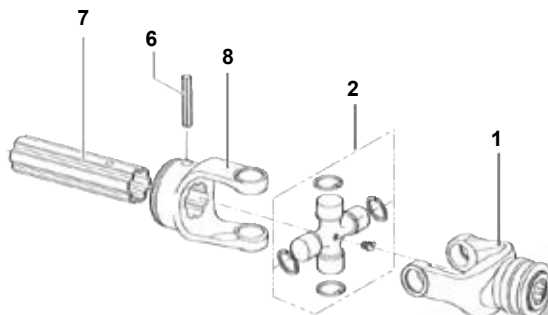
www.hardyspicer.com.au

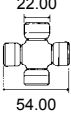

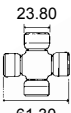
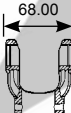

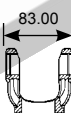
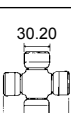
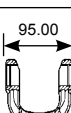
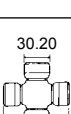
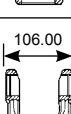
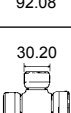
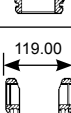
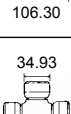
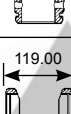

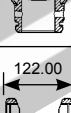
Document No:	HSAGICAT
Issue:	1
Issue Date:	01/09/08

This catalogue is the copyright
of Hardy Spicer

European PTO

'V' SERIES SHAFT PARTS



Shaft Identification			Inner Roll Pin 6	Inner Tube 7	Inner Tube Yoke 8	Complete Shaft 1 3/8x6 QR both Ends	
Series	U/Joint Size	Nominal Yoke Width					
1	22.00  54.00	62.00 	-	-	-		
2	23.80  61.30	68.00 	190-000-011 50 x 8	191-120-700#	V20-012-320#		
4	26.99  74.61	83.00 	190-000-012# 55 x 8	191-140-700#	V40-014-428#	V401010ENC12C12 1010mm C-C	V401510ENC12C12 1510mm C-C
5	30.20  80.00	95.00 	190-000-394# 65 x 10	191-160-700	V50-015-362#		
6	30.20  92.08	106.00 	190-000-016 70 x 10	191-160-700	V60-016-389	V601010ENC12C12 1010mm C-C	V601010ENC12C12 1510mm C-C
7	30.20  106.30	119.00 	-	-	-		
8	34.93  106.30	119.00 	190-000-271 80 x 12	191-190-700	V80-018-242	V801010ENC12C12 1010mm C-C	V801010ENC12C12 1510mm C-C
9	41.00  108.00	122.00 	190-000-243 90 x 12	-	V90-019-167	V901010ENC12C12# 1010mm C-C	

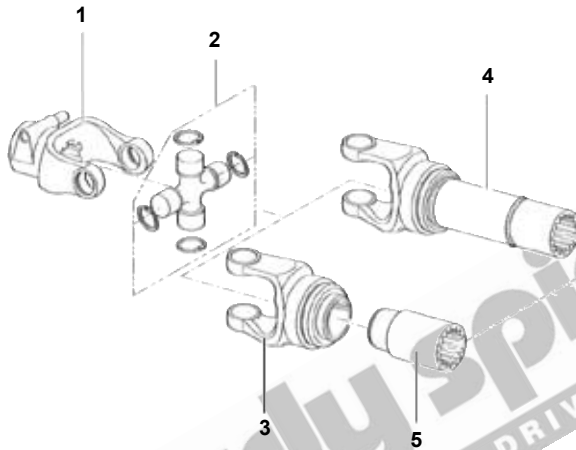
www.hardyspicer.com.au

Document No:	HSAGICAT
Issue:	1
Issue Date:	01/09/08

This catalogue is the copyright
of Hardy Spicer

INDENT ITEM ONLY

'E' SERIES SHAFT PARTS



Shaft Identification			QR Yoke 1.375" x 6 1	Universal Joint 2	Weld-in Tube Yoke 3	Outer Tube 4	Splined Sleeve 5
Series	U/Joint Size	Nominal Yoke Width					
4	26.99 74.61	83.00 	T40-024-001	K5-LGB36R	E40-014-003#	50X4MM	E40-014-249
6	30.20 92.08	106.00 	T60-026-001	K5-A18R	E60-016-035#	-	E60-016-032#
8	34.93 106.30	119.00 	T80-028-001	K5-A538	E80-018-144	60X5MM	E80-018-014
9	41.00 108.00	122.00 	T90-029-001	K5-A665	E90-019-055	63.5X5.5MM	E90-019-056

European PTO

INDENT ITEM ONLY

A:1-16

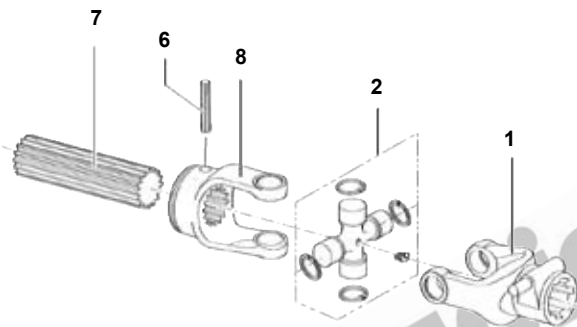
Hardy Spicer Agricultural Catalogue


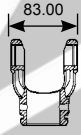

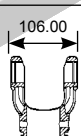

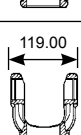

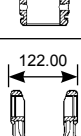
www.hardyspicer.com.au

Document No:	HSAGICAT
Issue:	1
Issue Date:	01/09/08

This catalogue is the copyright
of Hardy Spicer

'E' SERIES SHAFT PARTS



Shaft Identification			Inner Roll Pin 6	Inner Splined Bar 7	Inner Tube Yoke 8	Complete Shaft	Complete Shaft
Series	U/Joint Size	Nominal Yoke Width					
4	26.99  74.61	83.00 	190-000-012# 55 x 8	E40-140-611 780mm	E40-014-250	-	-
6	30.20  92.08	106.00 	190-000-016 70 x 10	E60-150-715# 765mm	E60-016-031#	-	-
8	34.93  106.30	119.00 	190-000-018 80 x 10	E80-170-688 735mm	E80-018-145	-	-
9	41.00  108.00	122.00 	190-000-243 90 x 12	E90-190-617 730mm	E90-019-054	-	-

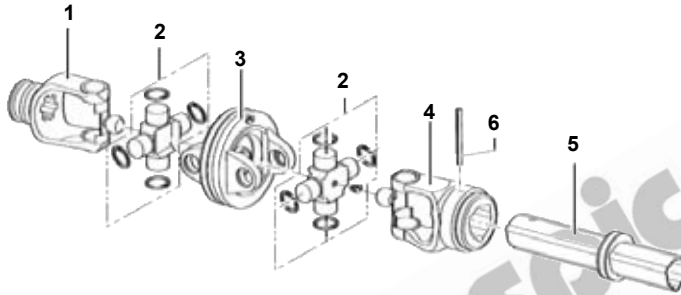
www.hardyspicer.com.au

Document No:	HSAGICAT
Issue:	1
Issue Date:	01/09/08

This catalogue is the copyright
of Hardy Spicer

INDENT ITEM ONLY

WIDE ANGLE 'T' SERIES SHAFT PARTS



Note: 'T' series CVJ shafts are being phased out and replaced by 'V' series CVJ shafts.

Shaft Identification			QR Yoke 1.375" x 6 1	Universal Joint 2	Coupling Yoke 3	Outer Tube Yoke 4	Outer Tube 5
Series	U/Joint Size	Nominal Yoke Width					
2	23.80 74.10 82.10	68.00	T20-022-162#	-	T20-022-160#	T20-022-166#	191-120-500#
4	27.00 85.80 91.20	83.00	T40-024-261	K5-A734	T40-024-259	T40-024-263	191-140-500
6	30.20 95.35 101.40	106.00	T60-026-230	K5-A735	T60-026-224	T60-026-229	191-160-500
8	34.93 106.30 113.80	119.00	T80-028-358	K5-A765	T80-028-157	T80-028-152	191-180-500

European PTO

INDENT ITEM ONLY

A:1-18

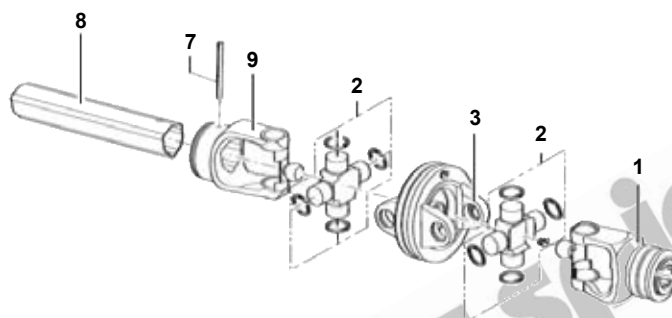
Hardy Spicer Agricultural Catalogue

www.hardyspicer.com.au

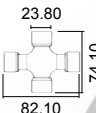
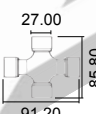
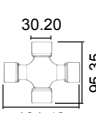
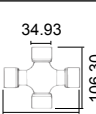
Document No:	HSAGICAT
Issue:	1
Issue Date:	01/09/08

This catalogue is the copyright
of Hardy Spicer

WIDE ANGLE 'T' SERIES SHAFT PARTS



Note: 'T' series CVJ shafts are being phased out and replaced by 'V' series CVJ shafts.

Shaft Id		Outer Roll Pin 6	Inner Roll Pin 7	Inner Tube 8	Inner Tube Yoke 9	Complete Shaft
Series	U/Joint Size					
2		190-000-012# 55 x 8	190-000-011 50 x 8	191-120-100	T20-022-172#	
4		191-000-014 65 x 8	190-000-012 55 x 8	191-140-100	T40-024-269	
6		190-000-018 80 x 10	190-000-016 70 x 10	191-150-100	T60-026-249	T60-1010F2CV112 1010mm C-C
8		190-000-243 90 x 12	190-000-271 80 x 10	191-190-300	T80-028-165	

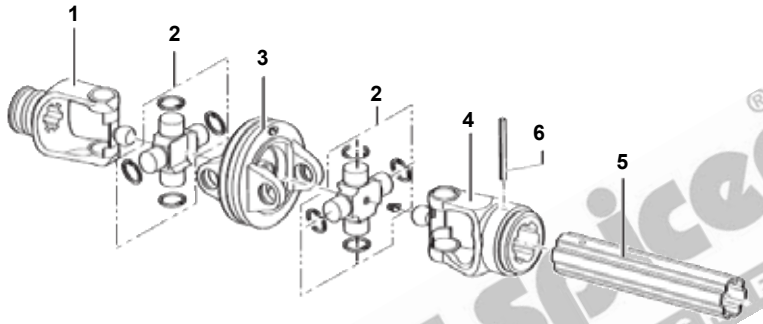
www.hardyspicer.com.au

Document No:	HSAGICAT
Issue:	1
Issue Date:	01/09/08

This catalogue is the copyright
of Hardy Spicer

INDENT ITEM ONLY

WIDE ANGLE 'V' SERIES SHAFT PARTS



Shaft Identification			QR Yoke 1.375" x 6 1	Universal Joint 2	Coupling Yoke 3	Outer Tube Yoke 4	Outer Tube 5
Series	U/Joint Size	Nominal Yoke Width					
2	23.80 82.10 74.10	68.00	T20-022-162#	-	T20-022-160#	V20-012-325#	191-120-800#
4	27.00 91.20 85.80	83.00	T40-024-261	K5-A734	T40-024-259	V40-014-433#	191-140-800#
6	30.20 101.40 95.35	106.00	T60-026-230	K5-A735	T60-026-224	V60-016-390	191-160-850
8	34.93 113.80 106.30	119.00	T80-028-358	K5-A765	T80-028-157	V80-018-248	191-190-850

European PTO

INDENT ITEM ONLY

A:1-20

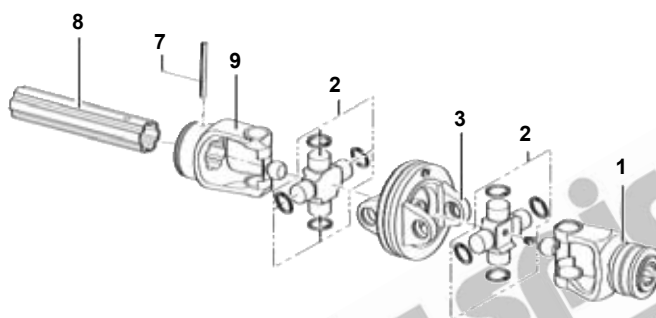
Hardy Spicer Agricultural Catalogue

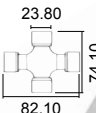
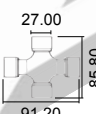
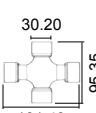
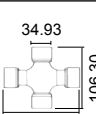
www.hardyspicer.com.au

Document No:	HSAGICAT
Issue:	1
Issue Date:	01/09/08

This catalogue is the copyright
of Hardy Spicer

WIDE ANGLE 'V' SERIES SHAFT PARTS



Shaft Id		Outer Roll Pin 6	Inner Roll Pin 7	Inner Tube 8	Inner Tube Yoke 9	Complete Shaft
Series	U/Joint Size					
2		190-000-012# 55 x 8	190-000-011 50 x 8	191-120-700#	V20-012-326#	
4		190-000-014 65 x 8	190-000-012# 55 x 8	191-140-700#	V40-014-434#	
6		190-000-018 80 x 10	190-000-016 70 x 10	191-160-700	V60-016-391	
8		190-000-243 90 x 12	190-000-271 80 x 12	191-190-700	V80-018-249	

www.hardyspicer.com.au

Document No:	HSAGICAT
Issue:	1
Issue Date:	01/09/08

This catalogue is the copyright
of Hardy Spicer

INDENT ITEM ONLY

QUICK RELEASE PUSH PIN YOKES



Replacement Quick Release
Push Pin Sets
1 3/8" Yokes **165-026-004**
1 3/4" Yokes **165-026-005**

Shaft Identification			1.375" 6 Spline	1.375" 21 Spline	1.750" 6 Spline	1.750" 20 Spline
Series	U/Joint Size	Nominal Yoke Width				
1	22.00 54.00	62.00 54.00	T10-021-001	T10-021-002	-	-
2	23.80 61.30	68.00 61.30	T20-022-001	T20-022-002	-	-
4	26.99 74.61	83.00 74.61	T40-024-001	T40-024-002	-	-
5	30.20 80.00	95.00 80.00	T50-025-001	T50-025-002	-	-
6	30.20 92.08	106.00 92.08	T60-026-001	T60-026-002	T60-026-003	T60-026-008
7	30.20 106.30	119.00 106.30	T70-027-001	T70-027-002	-	T70-027-004
8	34.93 106.30	119.00 106.30	T80-028-001	T80-028-002	T80-028-003	T80-028-004
9	41.00 108.00	122.00 108.00	T90-029-001	T90-029-040	T90-029-057	T90-029-058
10	41.00 118.00	131.00 118.00	507100351#	507103751#		507103851

INDENT ITEM ONLY

A:1-22

Hardy Spicer Agricultural Catalogue

www.hardyspicer.com.au

Document No:	HSAGICAT
Issue:	1
Issue Date:	01/09/08

















This catalogue is the copyright
of Hardy Spicer

European PTO

QUICK RELEASE COLLAR YOKES



Replacement Quick Release
Collar Sets
1 3/8" Yokes **165-000-628**
1 3/4" Yokes **165-000-629**

Shaft Identification			1.375" 6 Spline	1.375" 21 Spline	1.750" 6 Spline	1.750" 20 Spline
Series	U/Joint Size	Nominal Yoke Width				
1	22.00  54.00	62.00 	T10-021-319	-	-	-
2	23.80  61.30	68.00 	T20-022-324	T20-022-327	-	-
4	26.99  74.61	83.00 	T40-024-430	T40-024-437	-	-
5	30.20  80.00	95.00 	-	-	-	-
6	30.20  92.08	106.00 	T60-026-544	T60-026-553	T60-026-554	T60-026-555
7	30.20  106.30	119.00 	-	-	-	-
8	34.93  106.30	119.00 	T80-028-423	T80-028-426	T80-028-427	T80-028-428
9	41.00  108.00	122.00 	T90-029-319	T90-029-320	T90-029-317	T90-029-318

www.hardyspicer.com.au

Document No:	HSAGICAT
Issue:	1
Issue Date:	01/09/08

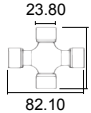

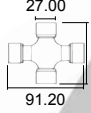

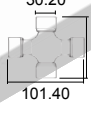
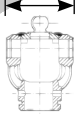
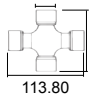

This catalogue is the copyright
of Hardy Spicer

INDENT ITEM ONLY

WIDE ANGLE QUICK RELEASE PUSH PIN YOKES



Replacement Quick Release
Push Pin Sets
1 3/8" Yokes **165-026-004**
1 3/4" Yokes **165-026-005**

Shaft Identification			1.375" 6 Spline	1.375" 21 Spline	1.750" 6 Spline	1.750" 20 Spline
Series	U/Joint Size	Nominal Yoke Width				
2			T20-022-162#	T20-022-356#	-	-
4			T40-024-261	T40-024-272#	-	-
6			T60-026-230	T60-026-256#	T60-026-266#	T60-026-267#
8			T80-028-151#	T80-028-177#	T80-028-178#	T80-028-170#

European PTO

INDENT ITEM ONLY

A:1-24

Hardy Spicer Agricultural Catalogue

www.hardyspicer.com.au

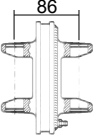
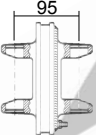
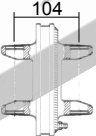
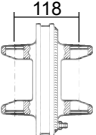
Document No:	HSAGICAT
Issue:	1
Issue Date:	01/09/08

This catalogue is the copyright
of Hardy Spicer

WIDE ANGLE QUICK RELEASE COLLAR YOKES



Replacement Quick Release
Collar Sets
1 3/8" Yokes **165-000-628**
1 3/4" Yokes **165-000-629**

Series	COUPLING YOKE & CENTERING KIT TO SUIT	1.375" 6 Spline	1.375" 21 Spline	1.750" 6 Spline	1.750" 20 Spline
2	 T20-022-160#	T20-022-330#	T20-022-331#	-	-
4	 T40-024-259	T40-024-439#	T40-024-441#	-	-
6	 T60-026-224	T60-026-503#	T60-026-504	T60-026-557#	T60-026-505
8	 T80-028-157	T80-028-358	T80-028-359	T80-028-361#	T80-028-360

www.hardyspicer.com.au

Document No:	HSAGICAT
Issue:	1
Issue Date:	01/09/08

This catalogue is the copyright
of Hardy Spicer

INDENT ITEM ONLY

INTERFERRING PINCH BOLT YOKES



Shaft Identification			1.375" 6 Spline	1.375" 21 Spline	1.750" 6 Spline	1.750" 20 Spline
Series	U/Joint Size	Nominal Yoke Width				
1	22.00 54.00	62.00 	T10-021-056	-	-	-
2	23.80 61.30	68.00 	T20-022-008	-	-	-
4	26.99 74.61	83.00 	T40-024-014	T40-024-059	-	-
5	30.20 80.00	95.00 	T50-025-027	-	-	-
6	30.20 92.08	106.00 	T60-026-047	T60-026-048	T60-026-049	T60-026-083
7	30.20 106.30	119.00 	T70-027-022	-	T70-027-024	T70-027-052
8	34.93 106.30	119.00 	T80-028-028	T80-028-029	T80-028-030	T80-028-065
9	41.00 108.00	122.00 	T90-029-022	-	T90-029-024	T90-029-068
10	41.00 118.00	131.00 				

INDENT ITEM ONLY

A:1-26

Hardy Spicer Agricultural Catalogue

www.hardyspicer.com.au

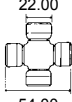
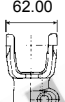
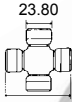


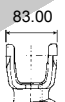
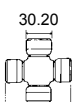
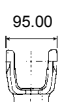
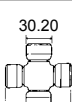
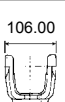
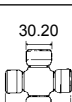
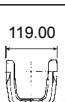
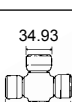

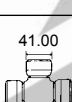
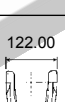
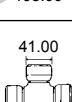
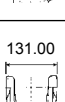
Document No:	HSAGICAT
Issue:	1
Issue Date:	01/09/08

This catalogue is the copyright
of Hardy Spicer

European PTO

NON-INTERFERRING PINCH BOLT YOKES



Shaft Identification			1.375" 6 Spline	1.375" 21 Spline	1.750" 6 Spline	1.750" 20 Spline
Series	U/Joint Size	Nominal Yoke Width				
1	22.00  54.00	62.00 	T10-021-059#	-	-	-
2	23.80  61.30	68.00 	T20-022-052#	-	-	-
4	26.99  74.61	83.00 	T40-024-060#	T40-024-061#	-	-
5	30.20  80.00	95.00 	-	-	-	-
6	30.20  92.08	106.00 	T60-026-084	T60-026-085	-	-
7	30.20  106.30	119.00 	T70-027-053	T70-027-054	-	-
8	34.93  106.30	119.00 	T80-028-066#	T80-028-067#	-	T80-028-069#
9	41.00  108.00	122.00 	T90-029-069#	-	T90-029-071#	T90-029-072#
10	41.00  118.00	131.00 				

www.hardyspicer.com.au

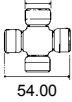
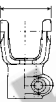
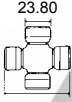


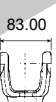
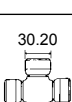
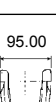
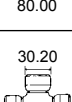
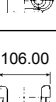
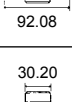
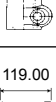
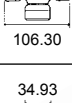

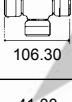
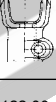
Document No:	HSAGICAT
Issue:	1
Issue Date:	01/09/08

This catalogue is the copyright
of Hardy Spicer

INDENT ITEM ONLY

INTERFERRING PINCH BOLT BORE & KEY YOKES



Shaft Identification			3/4" Bore 3/16" Key	1" Bore 1/4" Key	1 1/4" Bore 5/16" Key	1 3/8" Bore 5/16" Key
Series	U/Joint Size	Nominal Yoke Width				
1	22.00  54.00	62.00 	T10-021-074	T10-021-075	-	-
2	23.80  61.30	68.00 	T20-022-069	T20-022-070	-	-
4	26.99  74.61	83.00 	-	-	T40-024-076	T40-024-077
5	30.20  80.00	95.00 	-	-	-	-
6	30.20  92.08	106.00 	-	-	T60-026-103	T60-026-104
7	30.20  106.30	119.00 	-	-	-	-
8	34.93  106.30	119.00 	-	-	-	-
9	41.00  108.00	122.00 	-	-	T90-029-024	T90-029-068

European PTO

INDENT ITEM ONLY

A:1-28

Hardy Spicer Agricultural Catalogue

www.hardyspicer.com.au

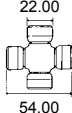
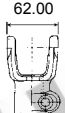



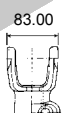
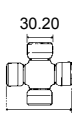
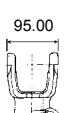
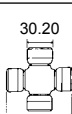
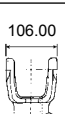
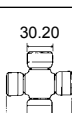
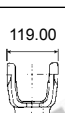
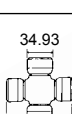
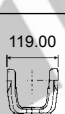

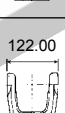
Document No:	HSAGICAT
Issue:	1
Issue Date:	01/09/08

This catalogue is the copyright
of Hardy Spicer

European PTO

INTERFERRING PINCH BOLT BORE & KEY YOKES



Series	U/Joint Size	Nominal Yoke Width	25mm Bore 8mm Key	30mm Bore 8mm Key	35mm Bore 10mm Key	40mm Bore 12mm Key
1	 22.00 54.00	 62.00	T10-021-072#	T10-021-073#	-	-
2	 23.80 61.30	 68.00	T20-022-067#	T20-022-068#	-	-
4	 26.99 74.61	 83.00	T40-024-072#	T40-024-073#	T40-024-074#	-
5	 30.20 80.00	 95.00	-	-	-	-
6	 30.20 92.08	 106.00	-	T60-026-100#	T60-026-101#	T60-026-102#
7	 30.20 106.30	 119.00	-	-	-	-
8	 34.93 106.30	 119.00	-	-	T80-028-076#	T80-026-077#
9	 41.00 108.00	 122.00	-	-	-	T90-029-077#

www.hardyspicer.com.au

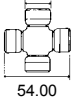
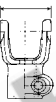
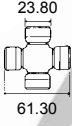


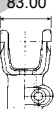
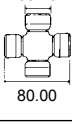
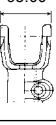
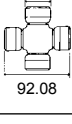
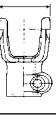
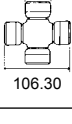
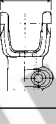
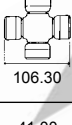
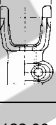


Document No:	HSAGICAT
Issue:	1
Issue Date:	01/09/08

This catalogue is the copyright of Hardy Spicer

INDENT ITEM ONLY

NON-INTERFERRING PINCH BOLT BORE & KEY YOKES



Shaft Identification			3/4" Bore 3/16" Key	1" Bore 1/4" Key	1 1/4" Bore 5/16" Key	1 3/8" Bore 5/16" Key
Series	U/Joint Size	Nominal Yoke Width				
1	22.00  54.00	62.00 	T10-021-077#	T10-021-078#	-	-
2	23.80  61.30	68.00 	T20-022-072#	T20-022-073#	T20-022-133	-
4	26.99  74.61	83.00 	-	-	T40-024-032#	T40-024-080#
5	30.20  80.00	95.00 	-	-	-	-
6	30.20  92.08	106.00 	-	-	T60-026-059#	T60-026-106#
7	30.20  106.30	119.00 	-	-	-	-
8	34.93  106.30	119.00 	-	-	-	-
9	41.00  108.00	122.00 	-	-	-	-

INDENT ITEM ONLY

A:1-30

Hardy Spicer Agricultural Catalogue

www.hardyspicer.com.au

Document No:	HSAGICAT
Issue:	1
Issue Date:	01/09/08

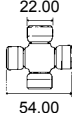
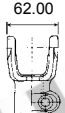



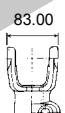
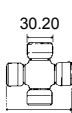
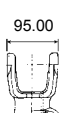
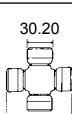
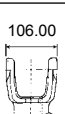
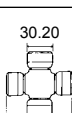
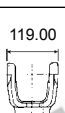
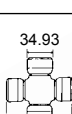
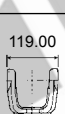

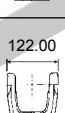
This catalogue is the copyright
of Hardy Spicer

European PTO

European PTO

NON-INTERFERRING PINCH BOLT BORE & KEY YOKES



Series	U/Joint Size	Nominal Yoke Width	25mm Bore 8mm Key	30mm Bore 8mm Key	35mm Bore 10mm Key	40mm Bore 12mm Key
1	 22.00 54.00	 62.00	T10-021-037#	T10-021-038#	-	-
2	 23.80 61.30	 68.00	T20-022-021#	T20-022-022#	-	-
4	 26.99 74.61	 83.00	T40-024-078#	T40-024-029#	T40-024-028#	-
5	 30.20 80.00	 95.00	-	-	-	-
6	 30.20 92.08	 106.00	-	T60-026-040#	T60-026-041#	T60-026-052#
7	 30.20 106.30	 119.00	-	-	-	-
8	 34.93 106.30	 119.00	-	-	T80-028-042#	T80-026-043#
9	 41.00 108.00	 122.00	-	-	-	T90-029-079#

www.hardyspicer.com.au

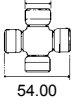
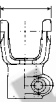
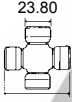


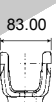
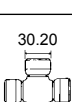
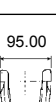
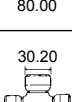
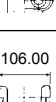
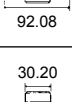
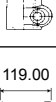
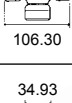

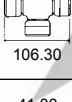
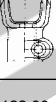
Document No:	HSAGICAT
Issue:	1
Issue Date:	01/09/08

This catalogue is the copyright of Hardy Spicer

INDENT ITEM ONLY

PLAIN BORE & KEY YOKES



Shaft Identification			3/4" Bore 3/16" Key	1" Bore 1/4" Key	1 1/4" Bore 5/16" Key	1 3/8" Bore 5/16" Key
Series	U/Joint Size	Nominal Yoke Width				
1	22.00  54.00	62.00 	T10-011-064	T10-011-065	T10-011-270#	-
2	23.80  61.30	68.00 	T20-012-057	T20-012-058	T20-012-059	-
4	26.99  74.61	83.00 	-	-	T40-014-065	T40-014-066#
5	30.20  80.00	95.00 	-	-	T50-015-069#	T50-015-070#
6	30.20  92.08	106.00 	-	-	T60-016-091	T60-016-092
7	30.20  106.30	119.00 	-	-	-	-
8	34.93  106.30	119.00 	-	-	-	-
9	41.00  108.00	122.00 	-	-	-	-

INDENT ITEM ONLY

A:1-32

Hardy Spicer Agricultural Catalogue

www.hardyspicer.com.au

Document No:	HSAGICAT
Issue:	1
Issue Date:	01/09/08

This catalogue is the copyright
of Hardy Spicer

European PTO

PLAIN BORE & KEY YOKES



Series	20mm Bore 6mm Key	25mm Bore 8mm Key	30mm Bore 8mm Key	35mm Bore 10mm Key	40mm Bore 12mm Key	Solid Hub
1	T10-011-061	T10-011-062	T10-011-063#	-	-	-
2	-	T20-012-055	T20-012-056	-	-	T20-012-000 K1-4-A0000 (35 DEGREE)
4	-	T40-014-062	T40-014-063	T40-014-064#	-	T40-014-000
5	-	-	T50-015-066#	T50-015-067#	-	-
6	-	-	T60-016-088#	T60-016-089#	T60-016-090#	T60-016-000
7	-	-	-	-	-	T70-017-000
8	-	-	-	T80-018-070#	T80-018-071#	T80-018-000
9	-	-	-	-	T90-019-073#	-

www.hardyspicer.com.au

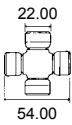

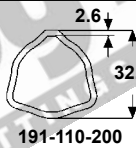
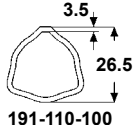
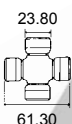
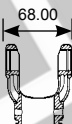
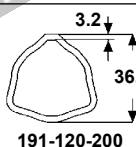
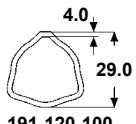
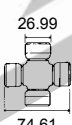
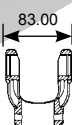
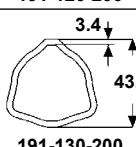
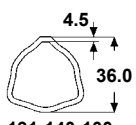
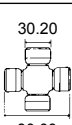
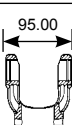
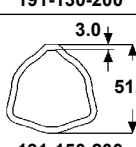
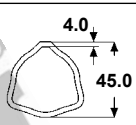
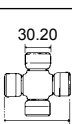
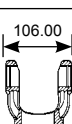
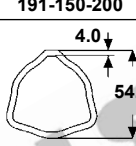
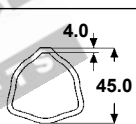
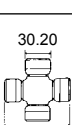
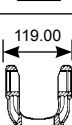
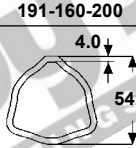
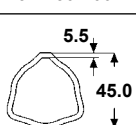

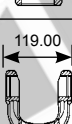
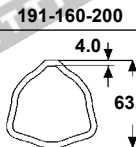
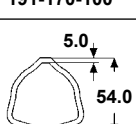

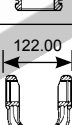
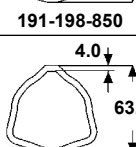
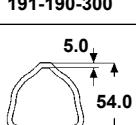
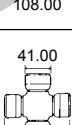
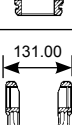
Document No:	HSAGICAT
Issue:	1
Issue Date:	01/09/08

This catalogue is the copyright
of Hardy Spicer

INDENT ITEM ONLY

'T' SERIES TRI LOBE TUBE YOKES



Shaft Identification			Outer Tube Yoke	Outer Tube to Suit	Inner Tube Yoke	Inner Tube to Suit
Series	U/Joint Size	Nominal Yoke Width				
1	 22.00 54.00	 62.00	T10-011-003	 2.6 32.5 191-110-200	T10-011-002	 3.5 26.5 191-110-100
2	 23.80 61.30	 68.00	T20-012-003	 3.2 36.0 191-120-200	T20-012-002	 4.0 29.0 191-120-100
4	 26.99 74.61	 83.00	T40-014-006	 3.4 43.5 191-130-200	T40-014-007	 4.5 36.0 191-140-100
5	 30.20 80.00	 95.00	T50-015-011	 3.0 51.6 191-150-200	T50-015-012	 4.0 45.0 191-150-100
6	 30.20 92.08	 106.00	T60-016-028	 4.0 54.0 191-160-200	T60-016-029	 4.0 45.0 191-150-100
7	 30.20 106.30	 119.00	T70-017-007	 4.0 54.0 191-160-200	T70-017-006	 5.5 45.0 191-170-100
8	 34.93 106.30	 119.00	T80-018-133	 4.0 63.0 191-198-850	T80-018-134	 5.0 54.0 191-190-300
9	 41.00 108.00	 122.00	T90-019-127	 4.0 63.0 191-198-850	T90-019-128	 5.0 54.0 191-190-300
10	 41.00 118.00	 131.00				

INDENT ITEM ONLY

A:1-34

Hardy Spicer Agricultural Catalogue

www.hardyspicer.com.au

Document No:	HSAGICAT
Issue:	1
Issue Date:	01/09/08

This catalogue is the copyright of Hardy Spicer

European PTO

'V' SERIES MULTI LOBE TUBE YOKES



Shaft Identification			Outer Tube Yoke	Outer Tube to Suit	Inner Tube Yoke	Inner Tube to Suit
Series	U/Joint Size	Nominal Yoke Width				
1	22.00 54.00	62.00 				
2	23.80 61.30	68.00 	V20-012-319#	2.7 42.0	V20-012-320#	3.5 36.2 191-120-700#
4	26.99 74.61	83.00 	V40-014-427#	3.0 45.7	V40-014-428#	4.5 39.3 191-140-700#
5	30.20 80.00	95.00 	V50-015-361#	3.5 57.6 191-160-800	V50-015-362#	4.5 50.2 191-160-700
6	30.20 92.08	106.00 	V60-016-388	3.5 57.6 191-160-800	V60-016-389	4.5 50.2 191-160-700
7	30.20 106.30	119.00 				-
8	34.93 106.30	119.00 	V80-018-241	4.0 66.5 191-190-800	V80-018-242	5.0 58.1 191-190-700
9	41.00 108.00	122.00 	V90-019-166	4.0 66.5 191-190-800	V90-019-167	5.0 58.1 191-190-700
10	41.00 118.00	131.00 				

www.hardyspicer.com.au

Document No:	HSAGICAT
Issue:	1
Issue Date:	01/09/08

This catalogue is the copyright of Hardy Spicer

INDENT ITEM ONLY

'E' SERIES SPLINES & TUBE YOKES





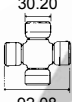
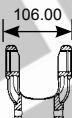
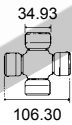
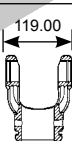
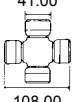
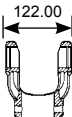
Fig 1.



Fig 2.



Fig 3.

Shaft Identification			Weld-in Tube Yoke Fig 1.	Splined Sleeve Fig 2.	Inner Bar Yoke Fig 3.	Inner Spline Bar to Suit
Series	U/Joint Size	Nominal Yoke Width				
4	26.99  74.61	83.00 	E40-014-003#	E40-014-249#	E40-014-250#	E40-140-611# 30mm X 10Spl 780mm
6	30.20  92.08	106.00 	E60-016-035#	E60-016-032#	E60-016-031#	E60-150-715# 35mm X 10Spl 765mm
8	34.93  106.30	119.00 	E80-018-144	E80-018-014	E80-018-145	E80-170-688 40mm X 14Spl 735mm
9	41.00  108.00	122.00 	E90-019-055	E90-019-056	E90-019-054	E90-190-617 45mm X 16Spl 730mm

European PTO

INDENT ITEM ONLY

A:1-36

Hardy Spicer Agricultural Catalogue

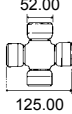

www.hardyspicer.com.au

Document No:	HSAGICAT
Issue:	1
Issue Date:	01/09/08

This catalogue is the copyright
of Hardy Spicer

European PTO

'D' SERIES SPLINES & TUBE YOKES

Shaft Identification			Female Half Shaft	Inner Bar Yoke	Inner Spline Bar to Suit
Series	U/Joint Size	Nominal Yoke Width			
D120	52.00  125.00	135.00 	-	D120-120-003#	D120-100-002# 50mm X 24Spl 750mm

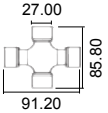



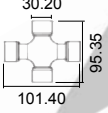

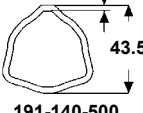

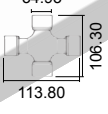
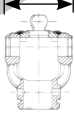

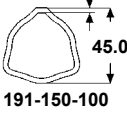
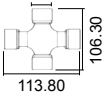
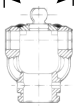
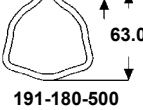

www.hardyspicer.com.au

Document No:	HSAGICAT
Issue:	1
Issue Date:	01/09/08

This catalogue is the copyright
of Hardy Spicer

WIDE ANGLE 'T' SERIES TRI LOBE TUBE YOKES



Shaft Identification			Outer Tube Yoke	Outer Tube Rilsan Coated	Inner Tube Yoke	Inner Tube to Suit
Series	U/Joint Size	Nominal Yoke Width				
2			T20-022-166#	 191-120-500#	T20-022-172#	 191-120-100
4			T40-024-263	 191-140-500	T40-024-269#	 191-140-100
6			T60-026-229	 191-160-500	T60-026-249#	 191-150-100
8			T80-028-152	 191-180-500	T80-028-165	 191-190-300

European PTO

INDENT ITEM ONLY

A:1-38

Hardy Spicer Agricultural Catalogue

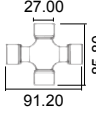



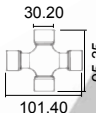



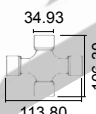
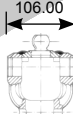


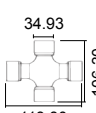
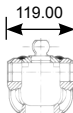


www.hardyspicer.com.au

Document No:	HSAGICAT
Issue:	1
Issue Date:	01/09/08

This catalogue is the copyright of Hardy Spicer

WIDE ANGLE 'V' SERIES MULTI LOBE TUBE YOKES



Shaft Identification			Outer Tube Yoke	Outer Tube Rilsan Coated	Inner Tube Yoke	Inner Tube to Suit
Series	U/Joint Size	Nominal Yoke Width				
2			V20-022-325#		V20-022-326#	
4			V40-024-433#		V40-024-434#	
6			V60-026-390		V60-026-391	
8			V80-028-248		V80-028-249	

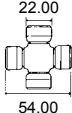
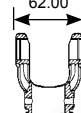
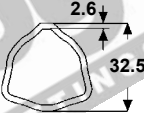
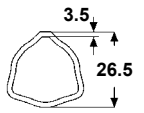
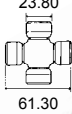
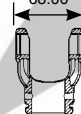
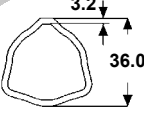
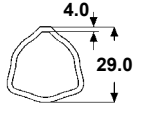

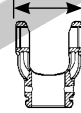
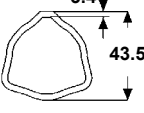

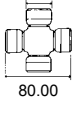
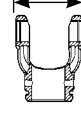
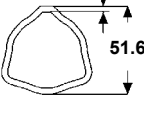
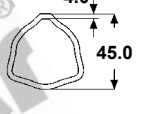
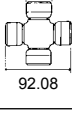
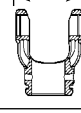


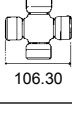
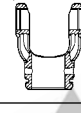

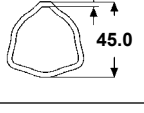
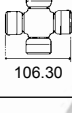
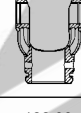
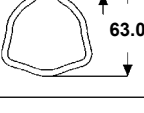



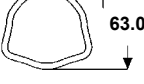
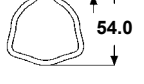
www.hardyspicer.com.au

Document No:	HSAGICAT
Issue:	1
Issue Date:	01/09/08

This catalogue is the copyright of Hardy Spicer

'T' SERIES TRI-LOBE TUBE



Shaft Identification			Outer Tube	Outer Tube Dimensions	Inner Tube	Inner Tube Dimensions
Series	U/Joint Size	Nominal Yoke Width				
1	 22.00 54.00	 62.00	191-110-200	 2.6 32.5	191-110-100	 3.5 26.5
2	 23.80 61.30	 68.00	191-120-200	 3.2 36.0	191-120-100	 4.0 29.0
4	 26.99 74.61	 83.00	191-130-200	 3.4 43.5	191-140-100	 4.5 36.0
5	 30.20 80.00	 95.00	191-150-200	 3.0 51.6	191-150-100	 4.0 45.0
6	 30.20 92.08	 106.00	191-160-200	 4.0 54.0	191-150-100	 4.0 45.0
7	 30.20 106.30	 119.00	191-160-200	 4.0 54.0	191-170-100	 5.5 45.0
8	 34.93 106.30	 119.00	191-198-850	 4.0 63.0	191-190-300	 5.0 54.0
9	 41.00 108.00	 122.00	191-198-850	 4.0 63.0	191-190-300	 5.0 54.0

Note: Rilsan coated tube used on wide angle shafts.

www.hardyspicer.com.au

Document No:	HSAGICAT
Issue:	1
Issue Date:	01/09/08

INDENT ITEM ONLY

A:1-40

Hardy Spicer Agricultural Catalogue

This catalogue is the copyright of Hardy Spicer

European PTO

'V' SERIES MULTI-LOBE TUBE



Shaft Identification			Outer Tube	Outer Tube Dimensions	Inner Tube	Inner Tube Dimensions
Series	U/Joint Size	Nominal Yoke Width				
1	22.00 54.00	62.00 	-	-	-	-
2	23.80 61.30	68.00 	191-120-800#	2.7 42.0	191-120-700#	3.5 36.2 191-120-700#
4	26.99 74.61	83.00 	191-140-800	3.0 45.7	191-140-700#	4.5 39.3 191-140-700#
5	30.20 80.00	95.00 	191-160-800	3.5 57.6 191-160-800	191-160-700	4.5 50.2 191-160-700
6	30.20 92.08	106.00 	191-160-800	3.5 57.6 191-160-800	191-160-700	4.5 50.2 191-160-700
7	30.20 106.30	119.00 	-	-	-	-
8	34.93 106.30	119.00 	191-190-800	4.0 66.5 191-190-800	191-190-700	5.0 58.1 191-190-700
9	41.00 108.00	122.00 	191-190-800	4.0 66.5 191-190-800	191-190-700	5.0 58.1 191-190-700

Note: Rilsan coated tube used on wide angle shafts.

www.hardyspicer.com.au

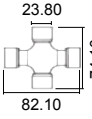

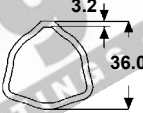
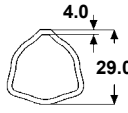
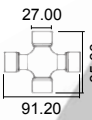

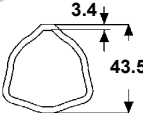
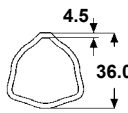
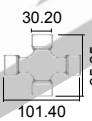
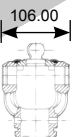
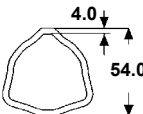
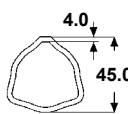
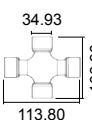
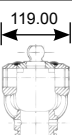


Document No:	HSAGICAT
Issue:	1
Issue Date:	01/09/08

This catalogue is the copyright of Hardy Spicer

INDENT ITEM ONLY

WIDE ANGLE 'T' SERIES TRI-LOBE TUBE



Shaft Identification			Outer Tube Rilsan Coated	Outer Tube Dimensions	Inner Tube	Inner Tube Dimensions
Series	U/Joint Size	Nominal Yoke Width				
2	 23.80 82.10 74.10	 68.00	191-120-500#	 3.2 36.0	191-120-100	 4.0 29.0
4	 27.00 91.20 85.80	 83.00	191-140-500	 3.4 43.5	191-140-100	 4.5 36.0
6	 30.20 101.40 95.35	 106.00	191-160-500	 4.0 54.0	191-150-100	 4.0 45.0
8	 34.93 113.80 106.30	 119.00	191-180-500	 4.0 63.0	191-190-300	 5.0 54.0

European PTO

INDENT ITEM ONLY

A:1-42

Hardy Spicer Agricultural Catalogue

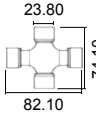

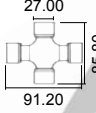

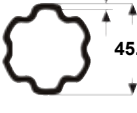

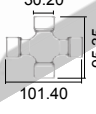
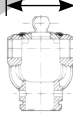


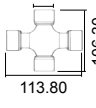
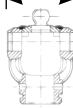


www.hardyspicer.com.au

Document No:	HSAGICAT
Issue:	1
Issue Date:	01/09/08

This catalogue is the copyright
of Hardy Spicer

WIDE ANGLE 'V' SERIES MULTI-LOBE TUBE



Shaft Identification			Outer Tube	Outer Tube Dimensions	Inner Tube	Inner Tube Dimensions
Series	U/Joint Size	Nominal Yoke Width				
2			-	-	-	-
4			191-140-800		159-240-018 Nitrated Tube 1380mm Long	 159-240-018#
6			191-160-850	 191-160-850	159-260-179 Rilsan Coated 1365mm Long	 159-260-179#
8			191-190-850	 191-190-850	159-280-125 Rilsan Coated 1335mm Long	 159-280-125#

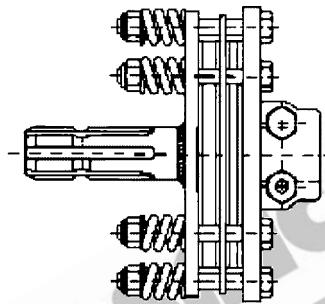
www.hardyspicer.com.au

Document No:	HSAGICAT
Issue:	1
Issue Date:	01/09/08

This catalogue is the copyright
of Hardy Spicer

INDENT ITEM ONLY

FM TYPE DISC CLUTCH



Ratings			Male Spline Details	F/Male Spline Details	Complete Unit Part Number	Length E-E	
540 RPM	1000 RPM	Torque				mm	inch
50 Hp	90 Hp	480 ft.lb 650 Nm	1 3/8" x 6	1 3/8" x 6	FM-231-003	183	7.205
				1 3/8" x 21			
65 Hp	125 Hp	665 ft.lb 900 Nm	1 3/8" x 6	1 3/8" x 6	FM-241-006	183	7.205
				1 3/8" x 21			
90 Hp	165 Hp	885 ft.lb 1600 Nm	1 3/8" x 6	1 3/8" x 6	FM-252-009	190	7.480
				1 3/8" x 21			
150 Hp	280 Hp	1475 ft.lb 2000 Nm	1 3/8" x 6	1 3/8" x 6	FM-264-005	203	7.992
				1 3/8" x 21			
				1 3/4" x 6			
				1 3/4" x 20			

European PTO

INDENT ITEM ONLY

A:1-44

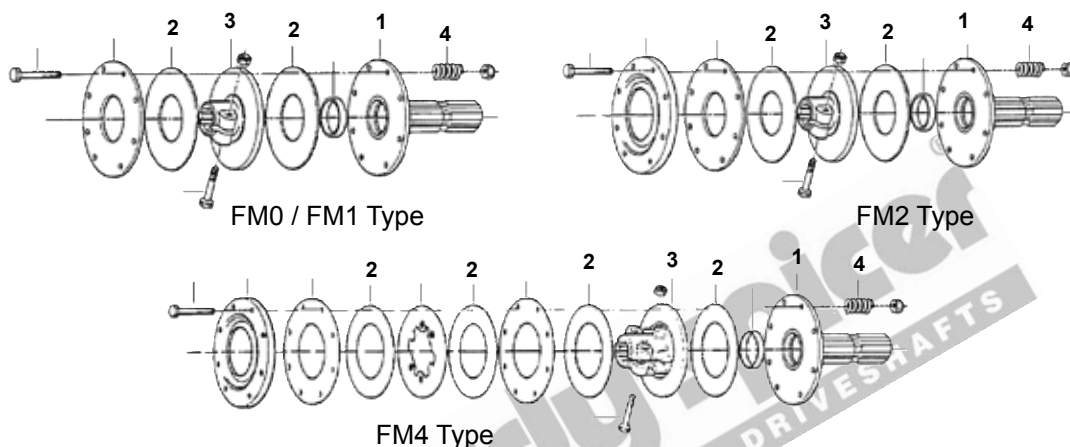
Hardy Spicer Agricultural Catalogue

www.hardyspicer.com.au

Document No:	HSAGICAT
Issue:	1
Issue Date:	01/09/08

This catalogue is the copyright of Hardy Spicer

FM TYPE DISC CLUTCH



Series	Ref.	Male shaft Face 1	Clutch Lining 2	Lining Dia. mm OD / ID		Hub 3	Spring 4
2	FM02	F02-013-051#	F02-014-019	120	68	F02-014-018#	F12-014-022
						F02-013-022#	
4	FM12	F12-013-055#	F12-015-019	142	77.5	F12-015-018#	F12-014-022
						F12-015-010#	
6	FM22	F22-019-060#	F42-019-018	152	90	F22-018-018#	F22-019-017
						F22-017-013#	
8	FM42	F42-019-060#	F42-019-018	152	90	F42-019-011#	F12-014-022
						F42-019-008#	
						F42-019-012#	
						F42-019-009	

Call Hardy Spicer for further details on clutch spare parts

www.hardyspicer.com.au

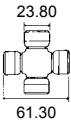
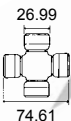
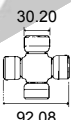
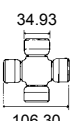
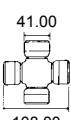
Document No:	HSAGICAT
Issue:	1
Issue Date:	01/09/08

This catalogue is the copyright of Hardy Spicer

INDENT ITEM ONLY

F TYPE DISC CLUTCH



Series	U/Joint Size	Ref.	Spline Details	Part Number	Maximum Torque		Length C-E	
					Nm	in.lb	mm	inch
2		F02	1 3/8" x 6	T20-221-001#	650	5750	120	4.724
		F03	1 3/8" x 21	T20-221-002#				
4		F02	1 3/8" x 6	T40-241-002	900	7950	135	5.315
		F12	1 3/8" x 6	T40-241-001#				
		F13	1 3/8" x 21	T40-241-003#				
6		F12	1 3/8" x 6	T60-261-001	1600	14150	156	6.142
		F42	1 3/8" x 6	T60-264-001				
8		F42	1 3/8" x 6	T80-284-001#	2000	17700	169	6.654
		F43	1 3/8" x 21	T80-028-002#				
		F45	1 3/4" x 20	T80-028-004				
9		F42	1 3/8" x 6	T90-294-011	2000	17700	169	6.654
		F44	1 3/4" x 6	T90-294-013#				

INDENT ITEM ONLY

A:1-46

Hardy Spicer Agricultural Catalogue

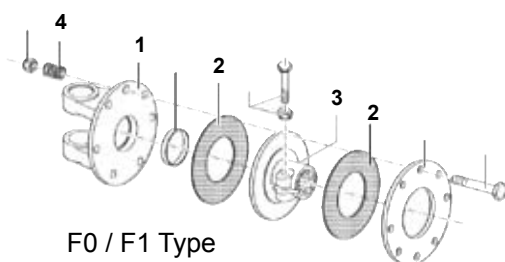
www.hardyspicer.com.au

Document No:	HSAGICAT
Issue:	1
Issue Date:	01/09/08

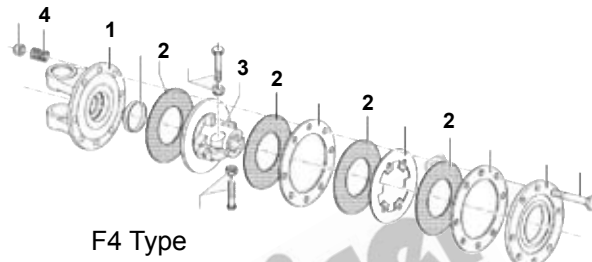
This catalogue is the copyright of Hardy Spicer

European PTO

F TYPE DISC CLUTCH



F0 / F1 Type



F4 Type

Series	Ref.	Flange Yoke 1	Clutch Lining 2	Lining Dia. mm OD / ID		Hub 3	Spring 4
2	F02	F02-012-139#	F02-014-019	120	68	F02-014-570#	F12-014-022
	F03					F02-014-592#	
4	F02	F02-014-017#	F02-014-019	120	68	F02-014-570#	F12-014-022
	F12	F12-014-009#	F12-015-019	142	77.5	F12-015-018#	F12-014-022
	F13					F12-015-010#	
6	F12	F12-016-039#	F12-015-019	142	77.5	F12-015-018#	F12-014-022
	F42	F42-016-037#	F42-019-018	152	90	F42-019-011#	F12-014-022
8	F42	F42-018-016#	F42-019-018	152	90	F42-019-011#	F12-014-022
	F43					F42-019-008#	
	F45					F42-010-009	
9	F42	F42-019-059#	F42-019-018	152	90	F42-019-011#	F12-014-022
	F44					F42-019-012#	

Call Hardy Spicer for further details on clutch spare parts

www.hardyspicer.com.au

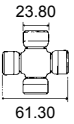
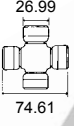
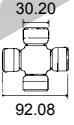
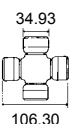
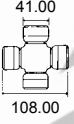
Document No:	HSAGICAT
Issue:	1
Issue Date:	01/09/08

This catalogue is the copyright
of Hardy Spicer

INDENT ITEM ONLY

SHEAR BOLT TORQUE LIMITER



Series	U/Joint Size	Ref.	Spline Details	Part Number	Maximum Torque		Length C-E	
					Nm	in.lb	mm	inch
2		B02	1 3/8" x 6	T20-220-001#	650	5700	95	3.740
		B03	1 3/8" x 21	T20-220-002#				
4		B02	1 3/8" x 6	T40-240-001#	1700	15000	97	3.819
		B03	1 3/8" x 21	T40-240-002#				
6		B02	1 3/8" x 6	T60-026-001	2500	22100	137	5.394
		B03	1 3/8" x 21	T60-026-003				
		B04	1 3/4" x 6	T60-026-002#				
		B05	1 3/4" x 20	T60-026-004#				
8		B02	1 3/8" x 6	T80-028-001	3500	30900	146	5.748
		B03	1 3/8" x 21	T80-028-003#				
		B04	1 3/4" x 6	T80-028-002#				
		B05	1 3/4" x 20	T80-028-004				
9		B02	1 3/8" x 6	T90-029-001#	4000	35400	152	5.984
		B03	1 3/8" x 21	T90-029-003#				
		B04	1 3/4" x 6	T90-029-002#				
		B05	1 3/4" x 20	T90-029-004#				

INDENT ITEM ONLY

A:1-48

Hardy Spicer Agricultural Catalogue

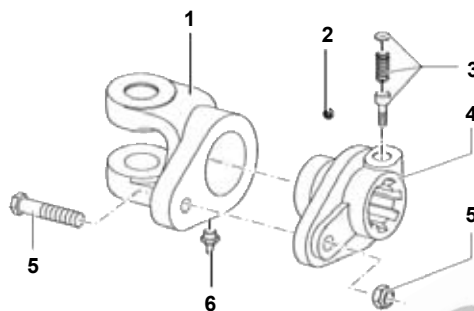
www.hardyspicer.com.au

Document No:	HSAGICAT
Issue:	1
Issue Date:	01/09/08

This catalogue is the copyright of Hardy Spicer

European PTO

SHEAR BOLT TORQUE LIMITER PARTS




Series	Ref.	Yoke 1	Ball 2	QR Push Pin Set 3	Splined Hub 4	Bolt & Nut 5	Grease Nipple 6
2	B02	T20-012-005#	190-000-024# 7/32" DIA (24 Req)	165-026-004	T20-022-010#	165-000-509# M6x40 (ISO 8.8)	M8x1
	B03				T20-022-017#		
4	B02	T40-014-012#	190-000-022# 1/4" DIA (23 Req)	165-026-004	T40-024-013#	165-000-505# M8x50 (ISO 8.8)	M8x1
	B03				T40-024-026#		
6	B02	T60-016-042#	190-000-023# 5/16" DIA (24 Req)	165-026-004	T60-026-043#	165-000-507# M10x60 (ISO 8.8)	M10x1
	B03				T60-026-026#		
	B04			166-026-005	T60-026-044#		
	B05				T60-026-027#		
8	B02	T80-018-023#	190-000-023# 5/16" DIA (24 Req)	165-026-004	T80-028-024#	165-000-512# M12x65 (ISO 8.8)	M10x1
	B03				T80-028-037#		
	B04			166-026-005	T80-028-025#		
	B05				T80-028-038#		
9	B02	T90-019-136#	190-000-023# 5/16" DIA (24 Req)	165-026-004	T90-029-137#	165-000-512# M12x65 (ISO 8.8)	M10x1
	B03				T90-029-142#		
	B04			166-026-005	T90-029-141#		
	B05				T90-029-140#		

www.hardyspicer.com.au

Document No:	HSAGICAT
Issue:	1
Issue Date:	01/09/08

This catalogue is the copyright
of Hardy Spicer

INDENT ITEM ONLY



European PTO

INDENT ITEM ONLY

A:1-50

Hardy Spicer Agricultural Catalogue

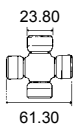
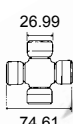

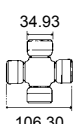
www.hardyspicer.com.au

Document No:	HSAGICAT
Issue:	1
Issue Date:	01/09/08

This catalogue is the copyright
of Hardy Spicer

OVERRUNNING CLUTCH



Series	U/Joint Size	Ref.	Spline Details	Part Number	Maximum Torque		Length C-E	
					Nm	in.lb	mm	inch
2		R12	1 3/8" x 6	T20-225-001#	3800	33630	146	5.748
		R13	1 3/8" x 21	T20-225-002#				
4		R12	1 3/8" x 6	T40-245-001	3800	33630	157	6.181
6		R12	1 3/8" x 6	T60-265-001	3800	33630	167	6.575
		R13	1 3/8" x 21	T60-265-004	3800	33630	167	6.575
8		R12	1 3/8" x 6	T80-285-001	3800	33630	176	6.929

Call Hardy Spicer for further details on overrunning clutch spare parts

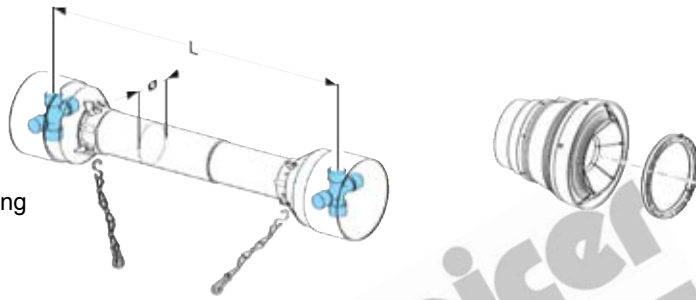
www.hardyspicer.com.au

Document No:	HSAGICAT
Issue:	1
Issue Date:	01/09/08

This catalogue is the copyright of Hardy Spicer

INDENT ITEM ONLY

'F' & 'CE' TYPE COVER SET



F & CE Series cover sets are being phased out and replaced by EN Series cover sets.
Available while stocks last

Series	Inner Bearing	Outer Bearing	Retainer Clip	Complete Cover Set	Wide Angle Bell	Wide Angle Retainer
10	T10-011-007 (34mm ID)	T10-011-008 (40mm ID)	190-000-019	142-240-215F	-	-
20	T20-012-006 (40mm ID)	T20-012-007 (46mm ID)	190-000-019		165-000-605	180-012-164
30	T30-013-011 (47mm ID)	T30-013-012 (54mm ID)	190-000-019		-	-
40	T30-013-011 (47mm ID)	T30-013-012 (54mm ID)	190-000-019		165-000-594	180-016-245
50	T50-015-008 (54.5mm ID)	T50-015-009 (62.5mm ID)	190-000-019	142-260-215F	-	-
60	T60-016-015 (60mm ID)	T60-016-016 (69mm ID)	190-000-019		165-000-594	180-016-245
70	T60-016-015 (60mm ID)	T60-016-016 (69mm ID)	190-000-019		-	-
80	T80-019-122 (69.5mm ID)	T80-019-121 (81.5mm ID)	190-000-019	142-290-215F	165-000-601	180-018-154
90	T80-019-122 (69.5mm ID)	T80-019-121 (81.5mm ID)	190-000-019		-	-

INDENT ITEM ONLY

A:1-52

Hardy Spicer Agricultural Catalogue

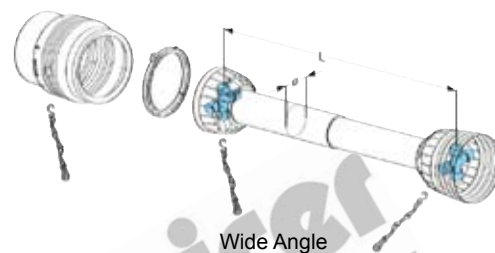
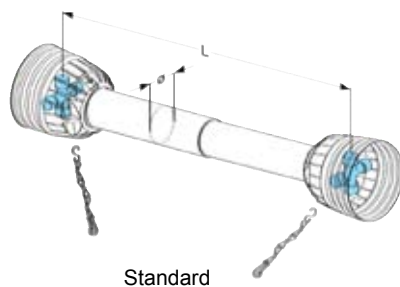
www.hardyspicer.com.au

Document No:	HSAGICAT
Issue:	1
Issue Date:	01/09/08

This catalogue is the copyright of Hardy Spicer

European PTO

'EN' TYPE COVER SET



Series	Inner Guard Bearing	Outer Guard Bearing	Complete Cover Set		Wide Angle Cone Assy	Complete Cover Set Wide Angle
10	180-011-343	180-011-342	142-310-016		-	-
20	180-012-381	180-012-380	142-320-033		-	-
40	180-014-506	180-014-505	142-340-047		165-000-754	142-741-516
50	-		142-360-019		-	-
60	180-016-595	180-016-596	142-360-019		165-000-750	142-761-518
80	180-019-354	180-019-353	142-380-048		165-000-753	142-781-516
90	180-019-354	180-019-353	142-380-048		-	-

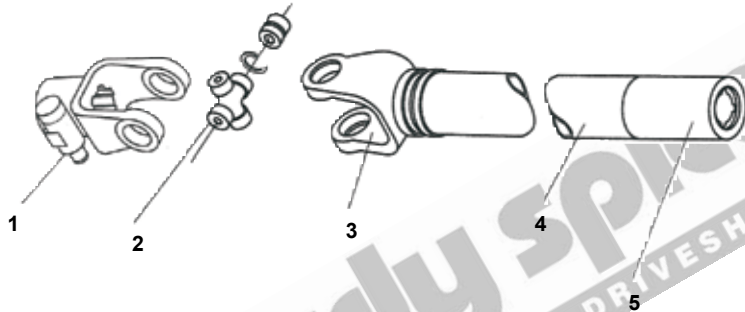
www.hardyspicer.com.au

Document No:	HSAGICAT
Issue:	1
Issue Date:	01/09/08

This catalogue is the copyright of Hardy Spicer

INDENT ITEM ONLY

NORTH AMERICAN SERIES SHAFT PARTS



Shaft Identification			QR Yoke 1.375" x 6 Push Pin Type 1	Universal Joint 2	Weld-in Tube Yoke 3	Tube Size 4	Drive Nib 5
Series	U/Joint Size	Nominal Yoke Width					
12	26.99 46.04	00.00	12-102-1206	RUJ-1788	12-28-111F6	1614-0000 2" x .083"	12-500-1400# 1" x 1.125"
14	28.58 66.67	73.00	14-102-1406	CPL14N	14-701-1400	1614-0000 2" x .083"	14-500-1400 1" x 1.125"
35	31.75 81.36	0.00	35-102-3506	CP35N-3	35-705-3500	603-3500 2.125" x .120"	35-500-3500 1.188" x 1.188"
44	33.35 70.64	00.00	44-102-4406	RUJ-3009	44-702-4400	603-4400 2.500" x .120"	44-500-4400 1.313" x 1.313"
55	38.89 109.60	0.00	55-102-5506	CP55N	55-704-5500#	603-4400 2.500" x .120"	44-500-4400 1.313" x 1.313"

Note: Other yokes and drive bar variations available

INDENT ITEM ONLY

A:1-54

Hardy Spicer Agricultural Catalogue

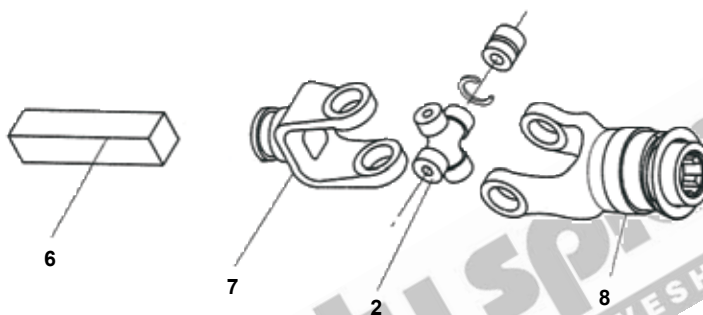
www.hardyspicer.com.au


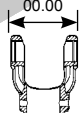
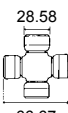
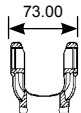

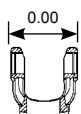
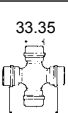
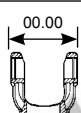

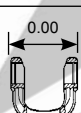
Document No:	HSAGICAT
Issue:	1
Issue Date:	01/09/08

This catalogue is the copyright
of Hardy Spicer

North American PTO

NORTH AMERICAN SERIES SHAFT PARTS



Shaft Identification			Inner Bar	Inner Bar Yoke	QR Yoke	Cover Guard	Cover Guard
Series	U/Joint Size	Nominal Yoke Width	36" Long 6	7	1.375" x 6 Collar Type 8	Bearing Kit 9	10
12			14-404-1618 1" x 1.125"	12-300-1200# 1" x 1.125"	12-102-1206	921-1200	900-2560 60" Long
14			14-404-1618 1" x 1.125"	14-300-1400# 1" x 1.125"	14-102-1406#	921-1200	900-2560 60" Long
35			35-404-0019 1.188" Square	35-300-3500# 1.188" Square	35-102-3506#	921-1200	900-2560 60" Long
44			35-404-0021 1.313" Square	44-300-4400# 1.313" Square	44-102-4406#	921-4400	902-3560 60" Long
55			35-404-0021 1.313" Square	55-300-5500# 1.313" Square	55-102-5506#	921-4400	902-3560 60" Long

Note: Other yokes and drive bar variations available

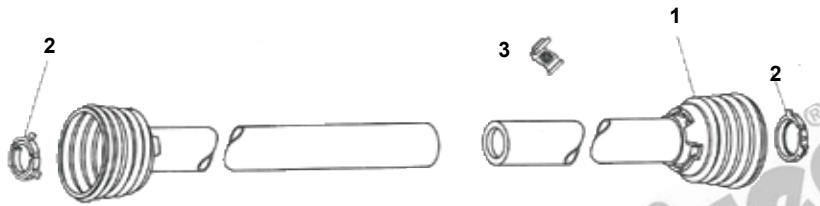
www.hardyspicer.com.au


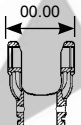

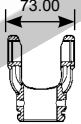

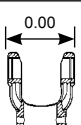

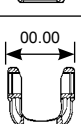

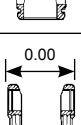
Document No:	HSAGICAT
Issue:	1
Issue Date:	01/09/08

This catalogue is the copyright of Hardy Spicer

INDENT ITEM ONLY

NORTH AMERICAN SERIES COVER SET



Shaft Identification			Cover Guard 1	Length	Cover Guard Bearing Kit (2 per Kit) 2	Easy Lock Retainer Clips (4 per Kit) 3
Series	U/Joint Size	Nominal Yoke Width				
12	26.99  46.04	 00.00	900-2560	60" 1524mm	921-1200	13005000#
14	28.58  66.67	 73.00	900-2560	60" 1524mm	921-1200	
35	31.75  81.36	 00.00	900-2560	60" 1524mm	921-1200	
44	33.35  70.64	 00.00	902-3560	60" 1524mm	921-4400	
55	38.89  109.60	 00.00	902-3560	60" 1524mm	921-4400	

INDENT ITEM ONLY

A:1-56

Hardy Spicer Agricultural Catalogue

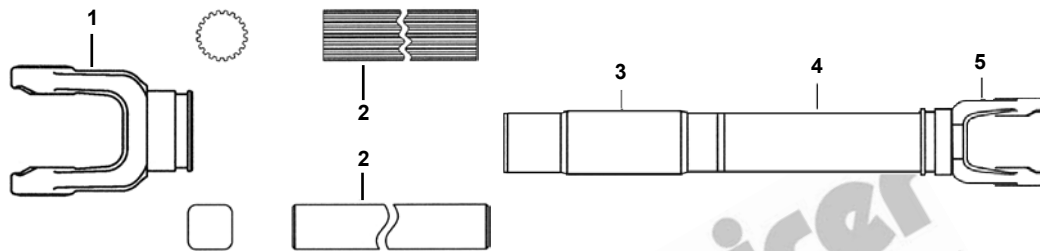
www.hardyspicer.com.au

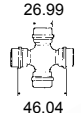
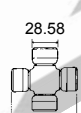
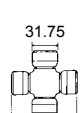
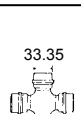
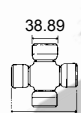
Document No:	HSAGICAT
Issue:	1
Issue Date:	01/09/08

This catalogue is the copyright
of Hardy Spicer

North American PTO

NORTH AMERICAN SERIES SHAFT VARIATIONS



Shaft Identification			Bar Yoke	Drive Bar	Drive Nib	Drive Tube	Weld Yoke
Series	U/Joint Size	Drive Bar Dimension	1	2	3	4	5
12	 26.99 46.04	1" x 1 1/8"	12-300-1200#	12-404-1618# 36" Long	12-500-1400	1614-0000 2" x .083"	12-701-1200#
			12-300-1200#	12-404-1618# 36" Long	N/A	604-2022# 1 1/4" x 1 3/8" 36" Long	12-700-1200#
14	 28.58 66.67	1" x 1 1/8"	14-300-1400#	12-404-1618# 36" Long	N/A	604-2022# 1 1/4" x 1 3/8" 36" Long	14-700-1400#
			14-300-1400#	12-404-1618# 36" Long	12-501-1400	1614-0000 2" x .083"	14-701-1400#
		1 5/16" x 20 Spline	14-301-1400#	404-2120# 36" Long	14-501-1400#	1614-0000 2" x .083"	14-701-1400#
35	 31.75 81.36	1 3/16" Square	35-300-3500#	404-0019 36" Long	35-501-3500#	2 1/8" x .083" & 2 1/4" x .120"	35-702-3500# 35-703-3500#
		1 5/16" x 20 Spline	35-301-3500#	404-2120# 36" Long	35-502-3500#	603-3500 2 1/8" x .120"	35-705-3500#
		1 11/16" x 20 Spline	35-302-3500	404-2720 36" Long	35-503-3500	603-4400 2 1/2" x .120"	35-704-3500# Hollow butt
44	 33.35 70.64	1 5/16" Square	44-300-4400#	404-0021# 36" Long	44-504-3500#	603-4400 2 1/2" x .120"	44-701-4400#
		1 11/16" x 20 Spline	44-302-4400#	404-2720 36" Long	35-503-3500	603-4400 2 1/2" x .120"	44-702-4400 Hollow butt
55	 38.89 109.60	1 5/16" Square	55-300-5500#	404-0021# 36" Long	44-504-3500#	603-4400 2 1/2" x .120"	55-701-5500#
		1 11/16" x 20 Spline	55-302-5500	404-2720 36" Long	35-503-3500	603-4400 2 1/2" x .120"	55-704-5500 Hollow butt

www.hardyspicer.com.au

Document No:	HSAGICAT
Issue:	1
Issue Date:	01/09/08

This catalogue is the copyright of Hardy Spicer

INDENT ITEM ONLY

NORTH AMERICAN QUICK RELEASE YOKES



Fig 1.
Push Pin Type



Fig 2.
Collar Type

Shaft Identification			Figure Ref.	1.375" 6 Spline	1.375" 21 Spline	1.750" 6 Spline	1.750" 20 Spline
Series	U/Joint Size	Nominal Yoke Width					
12			1	12-102-1206	12-102-1221#	-	-
			2	12-100-1206#	12-100-1221#	-	-
14			1	14-102-1406	14-102-1421#	-	-
			2	14-100-1406#	14-100-1421#	-	14-101-1420#
35			1	35-102-3506	35-102-3521	35-102-3528#	35-102-3520
			2	35-101-3506#	35-101-3521#	-	35-101-3520#
44			1	44-102-4406	44-102-4421	-	44-102-4420
			2	44-101-4406#	44-101-4421#	-	44-101-4420#
55			1	55-102-5506	55-102-5521	55-102-5528#	55-102-5520
			2	55-101-5506#	55-101-5521#	-	55-101-5520#

INDENT ITEM ONLY

A:1-58

Hardy Spicer Agricultural Catalogue

www.hardyspicer.com.au

Document No:	HSAGICAT
Issue:	1
Issue Date:	01/09/08

This catalogue is the copyright of Hardy Spicer

North American PTO

NORTH AMERICAN PINCH BOLT YOKES



Shaft Identification			1.375" 6 Spline	1.375" 21 Spline	1.750" 20 Spline	1.750" 27 Spline
Series	U/Joint Size	Nominal Yoke Width				
35	31.75 81.36	00.00 	-	35-807-3521#	35-807-3520#	35-807-3527#
44	33.35 70.64	00.00 	44-807-4406	44-807-4421#	44-807-4420	44-807-4427#
55	38.89 109.60	0.00 	55-807-5506#	55-807-5521#	55-807-5520	55-807-5527#

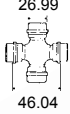
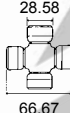
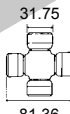
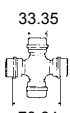

www.hardyspicer.com.au

Document No:	HSAGICAT
Issue:	1
Issue Date:	01/09/08

This catalogue is the copyright
of Hardy Spicer

NORTH AMERICAN BORE & KEY YOKES



Shaft Identification		Pilot Bore No Key	3/4" Bore 3/16" Key	7/8" Bore 3/16" Key	1" Bore 1/4" Key	1 1/4" Bore 1/4" Key
Series	U/Joint Size					
12		12-809-1208 1/2" Bore	12-800-1212#	12-800-1214#	12-1135	12-800-1220#
14		14-809-1412 3/4" Bore	-	-	14-800-1416#	14-800-1420
35		35-809-3516 1" Bore	-	-	35-800-3516#	35-800-3520#
44		44-809-4416 1" Bore	-	-	-	44-800-4420#
55		55-809-5516 1" Bore	-	-	-	-

North American PTO

INDENT ITEM ONLY

A:1-60

Hardy Spicer Agricultural Catalogue

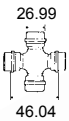
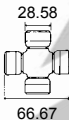
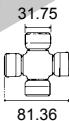
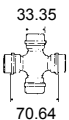
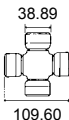
www.hardyspicer.com.au

Document No:	HSAGICAT
Issue:	1
Issue Date:	01/09/08

This catalogue is the copyright
of Hardy Spicer

NORTH AMERICAN BORE & KEY YOKES



Shaft Identification		1 3/8" Bore 5/16" Key	1 1/2" Bore 3/8" Key	1 5/8" Bore 3/8" Key	1 3/4" Bore 3/8" Key	2" Bore 1/2" Key
Series	U/Joint Size					
12		12-800-1222#	12-800-1224#	-	-	-
14		14-800-1422#	14-800-1424#	-	-	-
35		35-800-3522#	35-800-1424#	35-800-3526#	35-800-3528#	-
44		44-800-4422#	44-800-4424#	44-800-4426#	44-800-4428#	44-800-4432#
55		55-800-5522#	55-800-5524#	55-800-5526#	55-800-5528#	55-800-5532#

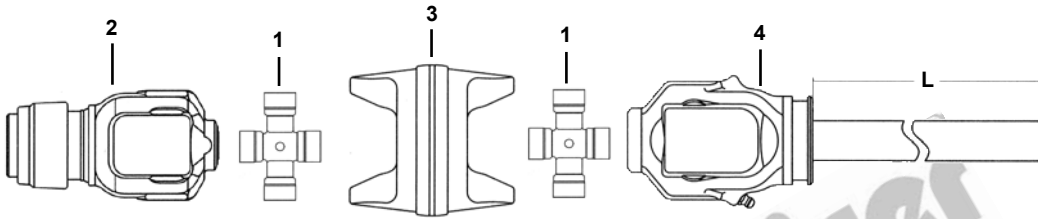
www.hardyspicer.com.au

Document No:	HSAGICAT
Issue:	1
Issue Date:	01/09/08

This catalogue is the copyright
of Hardy Spicer

INDENT ITEM ONLY

NORTH AMERICAN WIDE ANGLE SHAFT PARTS



Shaft Identification		Universal Joint 1	Splined QR End Yoke 2	Centre Yoke 3	Bar Yoke & Shaft 4
Series	U/Joint Size				
14		14-200-1430#	14-107-1406# 1.375" x 6Spl	14-550-1430#	14-10101400# Shaft L=27.250"
			14-107-1421# 1.375" x 21Spl		
			14-107-1420# 1.750" x 20Spl		
35		K5-A798	35-112-3506# 1.375" x 6Spl	35-550-3540#	35-10103501# Shaft L=27.000"
			35-112-3521# 1.375" x 21Spl		
			35-112-3520# 1.750" x 20Spl		
35-44		K5-A799	35-107-3506# 1.375" x 6Spl	44-550-3545#	44-10103500# Shaft L=27.000"
			35-107-3521# 1.375" x 21Spl		
			35-107-3520# 1.750" x 20Spl		
55		K5-A800	55-107-5506 1.375" x 6Spl	55-550-5556	55-1010550 Shaft L=27.000"
			55-107-5521# 1.375" x 21Spl		
			55-107-5520 1.750" x 20Spl		

INDENT ITEM ONLY

A:1-62

Hardy Spicer Agricultural Catalogue

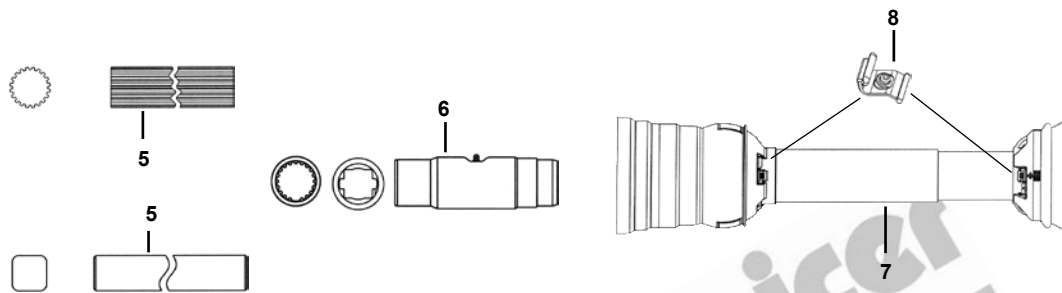
www.hardyspicer.com.au

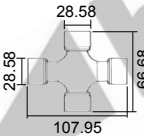
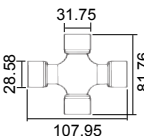
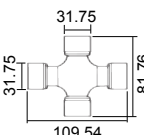
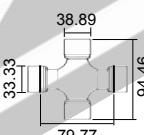
Document No:	HSAGICAT
Issue:	1
Issue Date:	01/09/08

This catalogue is the copyright of Hardy Spicer

North American PTO

NORTH AMERICAN WIDE ANGLE SHAFT PARTS




Shaft Identification		Drive Bar 5	Drive Nib 6	Cover Guard 7	Cover Guard Bearing 8
Series	U/Joint Size				
14		14-404-1618 1" x 1 1/8"	14-500-1400#	912-1467# 67" Long	921-1400#
35		35-404-2120 1 5/16" x 20 Spl	35-502-3500#	912-1467# 67" Long	921-1400#
35-44		44-404-2720 1 11/16" x 20 Spl	35-503-3500	912-3579 79" Long	921-3500
55		44-404-2720 1 11/16" x 20 Spl	35-503-3500	912-5579 79" Long	921-5500

www.hardyspicer.com.au

Document No:	HSAGICAT
Issue:	1
Issue Date:	01/09/08

This catalogue is the copyright
of Hardy Spicer

INDENT ITEM ONLY



www.hardyspicer.com.au

Document No:	HSAGICAT
Issue:	1
Issue Date:	01/09/08

This catalogue is the copyright
of Hardy Spicer

High Pressure

Global G2 2-Wire Braid Hose - SAE 100R2 Type AT

(Meets Flame Resistance Acceptance Designation "US. MSHA2G")

Recommended For: High Pressure hydraulic oil lines. Meets or exceeds the requirements of SAE 100R2AT and SAE 100R2 types and performance requirements of EN 853 2SN.

Tube: Black, oil-resistant synthetic rubber (Nitrile-Type C)

Reinforcement: Two braids of high-tensile steel wire.

Cover: Black, oil and abrasion resistant thin synthetic rubber (Modified Nitrile)

Temperature Range: -40°C to +100°C

Fittings: (see crimp manuals for specifics):
MegaCrimp® Couplings (except -24 and -32).
PC Fittings for -24 and -32



SPECIFICATIONS

Hardy Spicer Part Number	Product No. (Bulk Reel)	Hose I.D. (inch)	Hose O.D. (inch)	Working Pressure (psi / bar)	Min. Burst Pressure (psi / bar)	Min. Bend Radius (inch / mm)	Approx. Bulk Carton Length (ft / m)
G2-03	4657-0020	3/16	0.520	6000 / 410	24000 / 1654	3.500 / 89	425 / 130
G2-04	4657-0125	1/4	0.580	5800 / 400	23200 / 1598	4.000 / 102	550 / 167
G2-06	4657-0126	3/8	0.730	4800 / 331	19200 / 1323	5.000 / 127	400 / 121
G2-08	4657-0127	1/2	0.860	4000 / 273	16000 / 1102	7.000 / 178	330 / 100
G2-10	4657-0132	5/8	0.980	3625 / 250	14500 / 999	8.000 / 203	220 / 67
G2-12	4657-0128	3/4	1.140	3100 / 214	12400 / 854	9.500 / 241	220 / 67
G2-16	4657-0129	1	1.480	2400 / 165	9600 / 661	12.000 / 305	165 / 50
G2-20	4657-0644	1 1/4	1.870	1825 / 126	7300 / 503	16.500 / 419	120 / 36
G2-24	4657-2491	1 1/2	2.150	1300 / 90	5000 / 345	20.000 / 508	120 / 36
G2-32	4657-2492	2	2.650	1175 / 81	4500 / 310	25.000 / 635	120 / 36

High Pressure

Global M3K Mega3000® Hose - SAE 100R17

Recommended For: High Pressure hydraulic oil lines. Meets SAE 100R17 requirements and performance requirements of EN 857 1SC. M3K hose has smaller exterior dimensions and significantly tighter bend radius than other SAE 100R1 and 100R2 hose

Tube: Black, oil-resistant synthetic rubber (Nitrile-Type C)

Reinforcement: Braided high-tensile steel wire. -4, -5, -6 and -8 sizes are one braid; -10, -12, and -16 sizes are two braid.

Cover: Black, oil, abrasion and weather resistant synthetic rubber (Modified Nitrile). Available with unique abrasion-resistant Megatuff® or XtraTuff® cover

Temperature Range: -40°C to +100°C

Fittings: (see crimp manuals for specifics):
MegaCrimp® Couplings



SPECIFICATIONS

Hardy Spicer Part Number	Product No. (Bulk Reel)	Hose I.D. (inch)	Hose O.D. (inch)	Working Pressure (psi / bar)	Min. Burst Pressure (psi / bar)	Min. Bend Radius (inch / mm)	Approx. Bulk Carton Length (ft / m)
M3K-04	4657-1157	1/4	0.470	3000 / 207	12000 / 827	2.000 / 51	440 / 134
M3K-05¥	4657-2216	5/16	0.590	3000 / 207	12000 / 827	2.200 / 56	385 / 117
M3K-06	4657-1158	3/8	0.620	3000 / 207	12000 / 827	2.500 / 64	330 / 101
M3K-08	4657-1159	1/2	0.780	3000 / 207	12000 / 827	3.500 / 89	220 / 67
M3K-10	4657-1173	5/8	0.980	3000 / 207	12000 / 827	4.000 / 102	220 / 67
M3K-12	4657-0679	3/4	1.140	3000 / 207	12000 / 827	4.800 / 122	220 / 67
M3K-16	4657-1163	1	1.480	3000 / 207	12000 / 827	6.000 / 152	165 / 50

www.hardyspicer.com.au

Document No:	HSAGICAT
Issue:	1
Issue Date:	01/09/08

This catalogue is the copyright of Hardy Spicer

¥ Pricing & availability on request. Minimum purchase quantity may apply.

Global G1 1-Wire Braid Hose - SAE 100R1 Type AT

Medium
Pressure

Recommended For: High Medium hydraulic lines. Meets or exceeds the requirements of SAE 100R1 Type AT and performance requirements of EN 853 1SN.

Tube: Black, oil-resistant synthetic rubber (Nitrile-Type C)

Reinforcement: One braid of high-tensile steel wire.

Cover: Black, oil and abrasion resistant synthetic rubber (Modified Nitrile).

Temperature Range: -40°C to +100°C

Fittings: (see crimp manuals for specifics):
MegaCrimp® Couplings (except -24 and -32).
PC Fittings for -24 and -32



SPECIFICATIONS

Hardy Spicer Part Number	Product No. (Bulk Reel)	Hose I.D. (inch)	Hose O.D. (inch)	Working Pressure (psi / bar)	Min. Burst Pressure (psi / bar)	Min. Bend Radius (inch / mm)	Approx. Bulk Carton Length (ft / m)
G1-03	4657-0599	3/16	0.470	3625 / 250	14500 / 999	3.500 / 89	440 / 134
G1-04	4657-0120	1/4	0.530	3275 / 226	13100 / 903	4.000 / 102	440 / 134
G1-05	4657-0116	5/16	0.590	3125 / 215	12500 / 861	5.000 / 127	550 / 168
G1-06	4657-0121	3/8	0.690	2600 / 179	10400 / 717	5.000 / 127	385 / 117
G1-08	4657-0122	1/2	0.820	2325 / 160	9300 / 641	7.000 / 178	330 / 101
G1-10	4657-0115	5/8	0.940	1900 / 131	7600 / 524	8.000 / 203	220 / 67
G1-12	4657-0123	3/4	1.100	1525 / 105	6100 / 420	9.500 / 241	220 / 67
G1-16	4657-0124	1	1.410	1275 / 88	5100 / 351	12.000 / 305	165 / 50
G1-20	4657-0646	1 1/4	1.710	925 / 64	3700 / 255	16.500 / 419	100 / 30
G1-24	4657-2489	1 1/2	1.960	725 / 50	2900 / 200	20.000 / 508	100 / 30
G1-32	4657-2490	2	2.520	600 / 41	2700 / 186	25.000 / 635	100 / 30

GMV - Global MegaVac® Return Line and Suction Hose

Low
Pressure

Recommended For: Petroleum and water-base hydraulic fluids in suction lines or on low pressure return lines. Meets or exceeds requirements of SAE 100R4. Uses half the bend radius of SAE 100R4.

Tube: Black, synthetic rubber is specially designed for resistance to high temperatures (Nitrile-Type C).

Reinforcement: Double spiral textile (braid for -12, -16 and -20 reinforced with a helical spiral-wire to prevent collapse.

Cover: Black synthetic rubber is oil and abrasion resistant. (Modified Nitrile).

Temperature Range: -40°C to +135°C constant and +149°C intermittent (up to 10% of operating time)

Fittings: (see crimp manuals for specifics):
MegaCrimp® Couplings or Clamps.
For -24 to -32 use PC Couplings.
For -40 to -64 use GL Couplings



SPECIFICATIONS

Hardy Spicer Part Number	Product No. (Bulk Reel)	Hose I.D. (inch)	Hose O.D. (inch)	Working Pressure (psi / bar)	Min. Burst Pressure (psi / bar)	Min. Bend Radius (inch / mm)	Vacuum (in.Hg. / mm.Hg)
GMV-12	4504-0123	3/4	1.220	350 / 24	1400 / 96	2.500 / 64	25 / 635
GMV-16	4504-0003	1	1.450	300 / 21	1200 / 83	3.000 / 76	25 / 635
GMV-20	4504-0004	1 1/4	1.760	250 / 17	1000 / 69	4.000 / 102	25 / 635
GMV-24	3105-0004	1 1/2	2.010	162 / 11	650 / 45	5.000 / 127	25 / 635
GMV-32	3105-0006	2	2.510	112 / 8	450 / 31	6.000 / 152	25 / 635
GMV-36	3105-0008	2 1/4	2.760	88 / 6	350 / 24	7.000 / 178	25 / 635
GMV-40	3105-0010	2 1/2	3.020	68 / 5	275 / 19	7.000 / 178	25 / 635
GMV-48	3105-0014	3	3.510	62 / 4	250 / 17	9.000 / 229	25 / 635
GMV-56	3105-0015	3 1/2	4.010	56 / 4	225 / 16	10.000 / 254	25 / 635
GMV-64	3105-0018	4	4.510	56 / 4	225 / 16	12.000 / 305	25 / 635

www.hardyspicer.com.au

Document No:	HSAGICAT
Issue:	1
Issue Date:	01/09/08

This catalogue is the copyright of Hardy Spicer

Low Pressure

Recommended For: Petroleum based hydraulic oils, water, glycol antifreeze solutions, hot lubricating oils and air. Lock-On hose and couplings are **NOT** recommended for pressure surge applications or critical applications, such as permanent piping in residential or commercial buildings. Not recommended for gasoline or diesel fuels.

Tube: Black, oil-resistant synthetic rubber highly resistant to oil and heat (Nitrile-Type C)

Reinforcement: One fibre braid.

Cover: Black, oil and abrasion resistant thin synthetic rubber (Modified Nitrile). Available in black-Neoprene (LOLA) blue (LOLB), green (LOLG), red (LOLR), yellow (LOLY), and grey (LOLC) colours.

Temperature Range: -40°C to +100°C. For air: +71°C only.

LOL Plus Lock-On Hose

Fittings: Field Attachable LOC. Clamp over beaded nipple: LOL Plus Lock-On Hose is packaged in UPS shippable reels.

Black is standard colour - others available on request.



SPECIFICATIONS

Hardy Spicer Part Number	Product No. (Bulk Reel)	Hose I.D. (inch)	Hose O.D. (inch)	Working Pressure (psi / bar)	Min. Burst Pressure (psi / bar)	Min. Bend Radius (inch / mm)	Vacuum (in.Hg. / mm.Hg)
LOLA-03	3284-2500	3/16	0.410	300 / 21	1200 / 83	3.000 / 76	28 / 711
LOLB-03	3284-2510	3/16	0.410	300 / 21	1200 / 83	3.000 / 76	28 / 711
LOLG-03	3284-2530	3/16	0.410	300 / 21	1200 / 83	3.000 / 76	28 / 711
LOLR-03	3284-2540	3/16	0.410	300 / 21	1200 / 83	3.000 / 76	28 / 711
LOLY-03	3284-2560	3/16	0.410	300 / 21	1200 / 83	3.000 / 76	28 / 711
LOLC-03	3284-2520	3/16	0.410	300 / 21	1200 / 83	3.000 / 76	28 / 711
LOLA-04	3284-2501	1/4	0.470	300 / 21	1200 / 83	3.000 / 76	28 / 711
LOLB-04	3284-2511	1/4	0.470	300 / 21	1200 / 83	3.000 / 76	28 / 711
LOLG-04	3284-2531	1/4	0.470	300 / 21	1200 / 83	3.000 / 76	28 / 711
LOLR-04	3284-2541	1/4	0.470	300 / 21	1200 / 83	3.000 / 76	28 / 711
LOLY-04	3284-2561	1/4	0.470	300 / 21	1200 / 83	3.000 / 76	28 / 711
LOLC-04	3284-2521	1/4	0.470	300 / 21	1200 / 83	3.000 / 76	28 / 711
LOLA-05	3284-2502	5/16	0.550	300 / 21	1200 / 83	3.000 / 76	28 / 711
LOLA-06	3284-2503	3/8	0.630	300 / 21	1200 / 83	3.000 / 76	28 / 711
LOLB-06	3284-2513	3/8	0.630	300 / 21	1200 / 83	3.000 / 76	28 / 711
LOLG-06	3284-2533	3/8	0.630	300 / 21	1200 / 83	3.000 / 76	28 / 711
LOLR-06	3284-2543	3/8	0.630	300 / 21	1200 / 83	3.000 / 76	28 / 711
LOLY-06	3284-2563	3/8	0.630	300 / 21	1200 / 83	3.000 / 76	28 / 711
LOLC-06	3284-2523	3/8	0.630	300 / 21	1200 / 83	3.000 / 76	28 / 711
LOLA-08	3284-2504	1/2	0.770	300 / 21	1200 / 83	5.000 / 127	28 / 711
LOLB-08	3284-2515	1/2	0.770	300 / 21	1200 / 83	5.000 / 127	28 / 711
LOLG-08	3284-2535	1/2	0.770	300 / 21	1200 / 83	5.000 / 127	28 / 711
LOLR-08	3284-2545	1/2	0.770	300 / 21	1200 / 83	5.000 / 127	28 / 711
LOLY-08	3284-2565	1/2	0.770	300 / 21	1200 / 83	5.000 / 127	28 / 711
LOLC-08	3284-2525	1/2	0.770	300 / 21	1200 / 83	5.000 / 127	28 / 711
LOLA-10	3284-2505	5/8	0.940	300 / 21	1200 / 83	6.000 / 152	28 / 711
LOLB-10	3284-2517	5/8	0.940	300 / 21	1200 / 83	6.000 / 152	28 / 711
LOLG-10	3284-2537	5/8	0.940	300 / 21	1200 / 83	6.000 / 152	28 / 711
LOLR-10	3284-2547	5/8	0.940	300 / 21	1200 / 83	6.000 / 152	28 / 711
LOLY-10	3284-2567	5/8	0.940	300 / 21	1200 / 83	6.000 / 152	28 / 711
LOLC-10	3284-2527	5/8	0.940	300 / 21	1200 / 83	6.000 / 152	28 / 711
LOLA-12	3284-2506	3/4	1.060	300 / 21	1200 / 83	7.000 / 178	15 / 381
LOLB-12	3284-2519	3/4	1.060	300 / 21	1200 / 83	7.000 / 178	15 / 381
LOLG-12	3284-2536	3/4	1.060	300 / 21	1200 / 83	7.000 / 178	15 / 381
LOLR-12	3284-2549	3/4	1.060	300 / 21	1200 / 83	7.000 / 178	15 / 381
LOLY-12	3284-2569	3/4	1.060	300 / 21	1200 / 83	7.000 / 178	15 / 381
LOLC-12	3284-2529	3/4	1.060	300 / 21	1200 / 83	7.000 / 178	15 / 381

www.hardyspicer.com.au

Document No:	HSAGICAT
Issue:	1
Issue Date:	01/09/08

This catalogue is the copyright of Hardy Spicer

Pressure Wash Hose

Recommended For: Use on hot or cold water, high pressure cleaning equipment.


Tube: Water resistant synthetic rubber.

Reinforcement: High-tensile on or two wire braid.

Cover: Oil resistant blue synthetic rubber.

Temperature Range: -40°C to +121°C

Fittings: (see crimp manuals for specifics):
MegaCrimp® Couplings



SPECIFICATIONS

Hardy Spicer Part Number	Product No. (Bulk Reel)	Hose I.D. (inch)	Hose O.D. (inch)	Working Pressure (psi / bar)	Max. Burst Pressure (psi / bar)	Min. Bend Radius (inch / mm)	Approx. Bulk Carton Length (ft / m)
1 Wire							
PW/1-04-B	-	1/4	0.520	4060 / 280	16240 / 1120	3.940 / 100	-
PW/1-05-B	-	5/16	0.580	3625 / 250	14500 / 1000	4.490 / 114	-
PW/1-06-B	-	3/8	0.670	3045 / 210	12180 / 840	5.000 / 127	-
PW/1-08-B	-	1/2	0.790	2465 / 170	9860 / 680	7.000 / 178	-
2 Wire							
PW/2-04-B	-	1/4	0.580	5800 / 400	23200 / 1600	3.940 / 100	-
PW/2-05-B	-	5/16	0.640	5075 / 350	20300 / 1400	4.490 / 114	-
PW/2-06-B	-	3/8	0.660	4785 / 330	19140 / 1320	5.000 / 127	-
PW/2-08-B	-	1/2	0.800	3988 / 275	15950 / 1100	7.000 / 178	-

MegaTech™ 1000 (ACR) High-Temp Oil/Air Return and Air Brake Hose Fleet Application

Recommended For: Air brake, pressurized hot oil return lines and rotary oil/air compressor lines. Meets the requirements of DOT FMVSS 106-74, SAE J1402, SAE J1019 performance specifications for high temperature transmission and lubricating oil systems using petroleum based oils.

Tube: True-bore GTS black tube, specifically compounded for temperature and chemical resistance (CPE - Type J).

Reinforcement: One braid of high tensile carbon steel wire.

Cover: Oil and mildew resistant textile braid, impregnated with synthetic rubber.

Temperature Range: Petroleum-base fluids -40°C to +149°C. Phosphate ester fluids as recommended by the fluid manufacturer, but within a range of -40°C to +100°C.

Fittings: (see crimp manuals for specifics):
MegaCrimp® Couplings



SPECIFICATIONS

Hardy Spicer Part Number	Product No. (Bulk Reel)	Hose I.D. (inch)	Hose O.D. (inch)	Working Pressure (psi / bar)	Min. Burst Pressure (psi / bar)	Min. Bend Radius (inch / mm)	Vacuum (in.Hg. / mm.Hg)
MT1000-04	4657-2332	1/4	0.520	1000 / 137	4000 / 275	2.000 / 50	30 / 762
MT1000-06	4657-2333	3/8	0.660	1000 / 137	4000 / 275	2.500 / 64	30 / 762
MT1000-08	4657-2334	1/2	0.800	1000 / 137	4000 / 275	3.500 / 88	30 / 762
MT1000-10	4657-2335	5/8	0.930	1000 / 137	4000 / 275	4.000 / 102	30 / 762
MT1000-12	4657-2336	3/4	1.150	1000 / 137	4000 / 275	4.800 / 121	30 / 762
MT1000-16	4657-2337	1	1.370	1000 / 137	4000 / 275	6.000 / 152	30 / 762
MT1000-20	4657-2338	1 1/4	1.640	1000 / 137	4000 / 275	8.500 / 215	30 / 762

www.hardyspicer.com.au

Document No:	HSAGICAT
Issue:	1
Issue Date:	01/09/08

This catalogue is the copyright of Hardy Spicer

Fleet Application

Recommended For: Medium pressure hydraulic petroleum based oil lines in impulse applications, lube oil, air and water in applications such as air brakes, power steering (CAUTION: Intended for heavy-duty commercial vehicle use only), turbo charger oil supplies, tilt cab cylinders, transmission coolant and filtration lines. Meets or exceeds requirements of SAE 100R5 for traditional hydraulic applications. DOT FMVSS 106-74 Type All and SAE J1402 Type All for air brake applications (-4 to -12). Not recommended for gasoline or diesel fuel.

Tube: -4 and -5: black, oil and heat resistant synthetic rubber (Neoprene -m Type A); -6 through to -40: (Nitrile-Type C)

Reinforcement: One braid of high tensile carbon steel wire over one braid of polyester.

Cover: Black, oil and mildew resistant polyester braid.

C5C Hydraulic Hose SAE 100R5

Temperature Range: Under SAE 100R5 (hydraulic) conditions -40°C to +100°C. All purpose fleet application (hot lube oil lines) -40°C to +149°C. Air to +71°C only. For water emulsions, etc. Avoid continuous use at maximum temperature concurrent with maximum working pressures.

Fittings: C5 Field Attachable Fittings



SPECIFICATIONS

Hardy Spicer Part Number	Product No. (Bulk Reel)	Hose I.D. (inch)	Hose O.D. (inch)	Working Pressure (psi / bar)	Min. Burst Pressure (psi / bar)	Min. Bend Radius (inch / mm)	Approx. Bulk Carton Length (ft / m)
C5C-04	3658-1775	3/16	0.520	3000 / 207	12000 / 827	3.000 / 76	440 / 134
C5C-05	3658-1776	1/4	0.580	3000 / 207	12000 / 827	3.400 / 86	385 / 117
C5C-06	3658-1777	5/16	0.670	2250 / 155	9000 / 620	4.000 / 101	385 / 117
C5C-08	3658-1778	13/32	0.770	2000 / 138	8000 / 551	4.600 / 116	330 / 101
C5C-10	3658-1779	1/2	0.920	1750 / 121	7000 / 482	5.500 / 139	275 / 84
C5C-12	3658-1780	5/8	1.080	1500 / 103	6000 / 413	6.500 / 165	220 / 67
C5C-16	3658-1781	7/8	1.230	800 / 55	3200 / 220	7.400 / 187	165 / 50
C5C-20	3658-1758	1 1/8	1.500	625 / 43	2500 / 172	9.000 / 229	100 / 30
C5C-24	3658-1759	1 3/8	1.750	500 / 34	2000 / 138	10.500 / 267	100 / 30
C5C-32	3658-1760	1 13/16	2.220	350 / 24	1400 / 96	13.300 / 338	100 / 30
C5C-40	3625-1761	2 3/8	2.880	350 / 24	1400 / 96	24.000 / 610	100 / 30

Thermoplastic

GT7 Hydraulic Hose

Recommended For: Petroleum water base and synthetic hydraulic fluids. Applications include: power and telephone mobile equipment (cherry pickers), lubrication lines, blowout preventer control lines, hydraulic lifts and farm and construction machinery. GT7 hoses meet or exceed performance requirements of SAE 100R7 with a significantly tighter bend radius.

Tube: 100% seamless Nylon - Type Z that easily handles a broad range of hydraulic fluids, including phosphate esters and water glycol.

Reinforcement: One braid of high tensile carbon steel wire over one braid of polyester.

Cover: Black polyurethane that resists hydraulic fluids, high temperatures, ageing and weathering. Black GT7 is perforated for use in general hydraulic and pneumatic service.

Temperature Range: -54°C to +93°C. Continuous service for petroleum and synthetic oils. Maximum of +70°C for water/oil emulsions and water glycol.

Fittings: (see crimp manuals for specifics): MegaCrimp® Couplings



SPECIFICATIONS

Hardy Spicer Part Number	Product No. (Bulk Reel)	Hose I.D. (inch)	Hose O.D. (inch)	Working Pressure (psi / bar)	Min. Burst Pressure (psi / bar)	Min. Bend Radius (inch / mm)	Approx. Bulk Carton Length (ft / m)
GT7-02	4467-1101	1/8	0.340	2500 / 172	10000 / 689	0.500 / 13	250 / 76
GT7-03	4467-1102	3/16	0.430	3000 / 207	12000 / 827	0.800 / 20	250 / 76
GT7-04	4467-1103	1/4	0.510	2750 / 189	11000 / 758	1.300 / 33	250 / 76
GT7-05	4467-1105	5/16	0.600	2500 / 172	10000 / 689	1.800 / 46	250 / 76
GT7-06	4467-1107	3/8	0.660	2250 / 155	9000 / 620	2.000 / 51	250 / 76
GT7-08	4467-1109	1/2	0.820	2000 / 138	8000 / 551	3.000 / 76	250 / 76
GT7-12¥	4467-1111	3/4	1.070	1250 / 86	5000 / 345	5.000 / 127	250 / 76
GT7-16¥	4467-1112	1	1.470	1000 / 69	4000 / 376	8.000 / 203	250 / 76

¥ Pricing & availability on request. Minimum purchase quantity may apply.

www.hardyspicer.com.au

Document No:	HSAGICAT
Issue:	1
Issue Date:	01/09/08

This catalogue is the copyright of Hardy Spicer

PREMOFLEX - Air and Multi-Purpose Hose

Multi-Purpose
Hose

Recommended For: Premo Flex is the perfect choice for multiple applications requiring a highly flexible, cost effective hose with maximum resistance to petroleum oils, gasoline, kerosene and fuel oil (to +48°C) and lubrication oils (to +100°C). Premo Flex can be used for transferring gasoline or diesel fuels. It is also suitable for air and water applications, offers excellent weather and ozone resistance.

Tube: NBR (Nitrile). RMA (Class A) High oil resistance.

Reinforcement: Synthetic, high tensile textile cord.

Cover: Type C2 (Modified Nitrile). Red.

Temperature Range: -40°C to 100°C continuous service.

Characteristics: Non conductive at 1000 volts DC. Meets electrical; resistance of one megaohm per inch when subjected to 1000 volts DC.

Fittings: Hose clamps

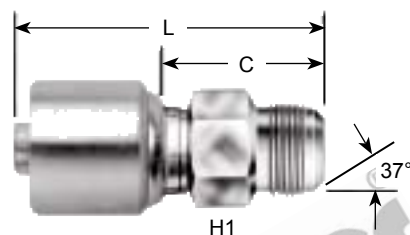


SPECIFICATIONS

Hardy Spicer Part Number	Product No. (Bulk Reel)	Hose I.D. (inch)	Hose O.D. (inch)	Working Pressure (psi / bar)	Min. Burst Pressure (psi / bar)	Min. Bend Radius (inch / mm)	Vacuum (in.Hg. / mm.Hg)
PREMO-04 ¥	3205-0015	1/4	0.500	250 / 17	-	2.000 / 51	30 / 762
PREMO-06 ¥	3205-0025	3/8	0.660	250 / 17	-	3.000 / 76	30 / 762
PREMO-08 ¥	3205-0030	1/2	0.850	250 / 17	-	4.000 / 102	25 / 635
PREMO-10 ¥	3205-0036	5/8	0.980	250 / 17	-	5.000 / 127	20 / 508
PREMO-12 ¥	3205-0040	3/4	1.150	250 / 17	-	5.000 / 127	20 / 508
PREMO-16 ¥	3205-0046	1	1.470	250 / 17	-	7.900 / 203	10 / 254
PREMO-20 ¥	3205-0049	1 1/4	1.750	250 / 17	-	10.000 / 254	10 / 254
PREMO-24 ¥	3205-0055	1 1/2	2.000	250 / 17	-	12.000 / 305	10 / 254

Document No:	HSAGICAT
Issue:	1
Issue Date:	01/09/08

Male JIC 37° Flare



Hardy Spicer Part Number	Gates Desc.	Gates Part Number	Hose ID		Thread Size	H1	L	C
			inch	mm		inch	mm	mm
MCJM-07-04	4G-4MJ	7100-10635	1/4	6.4	7/16-20	5/8	55.5	29.5
MCJM-08-04	4G-5MJ	7100-10645	1/4	6.4	1/2-20	1/2	55.5	29.5
MCJM-09-04	4G-6MJ	7100-10825	1/4	6.4	9/16-18	9/16	56.0	30.0
MCJM-09-05¥	5G-6MJ	7100-00665	5/16	7.9	9/16-18	5/8	57.5	29.5
MCJM-09-06	6G-6MJ	7100-10675	3/8	9.5	9/16-18	5/8	57.5	29.6
MCJM-12-06	6G-8MJ	7100-10835	3/8	9.5	3/4-16	3/4	61.0	33.1
MCJM-14-06	6G-10MJ	7100-10845	3/8	9.5	7/8-14	7/8	64.0	36.1
MCJM-12-08	8G-8MJ	7100-10705	1/2	12.7	3/4-16	13/16	68.0	30.5
MCJM-14-08	8G-10MJ	7100-00715	1/2	12.7	7/8-14	7/8	70.5	33.0
MCJM-17-08	8G-12MJ	7100-00725	1/2	12.7	1 1/16-12	1 1/16	75.5	38.0
MCJM-12-10¥	10G-8MJ	7100-00735	5/8	15.8	3/4-16	15/16	72.0	34.5
MCJM-14-10	10G-10MJ	7100-00745	5/8	15.8	7/8-14	15/16	76.0	38.5
MCJM-17-10	10G-12MJ	7100-00755	5/8	15.8	1 1/16-12	1 1/16	75.5	38.0
MCJM-17-12	12G-12MJ	7100-00765	3/4	19	1 1/16-12	1 1/16	93.5	42.5
MCJM-19-12¥	12G-14MJ	7100-00775	3/4	19	1 3/16-12	1 3/16	91.0	40.0
MCJM-21-12	12G-16MJ	7100-10785	3/4	19	1 5/16-12	1 5/16	92.0	41.0
MCJM-21-16	16G-16MJ	7100-00795	1	25.4	1 5/16-12	1 3/8	104.5	47.7
MCJM-26-16¥	16G-20MJ	7100-00805	1	25.4	1 5/8-12	1 3/4	109.0	52.2
MCJM-26-20	20G-20MJ	7100-00815	1 1/4	31.7	1 5/8-12	1 3/4	112.5	53.5

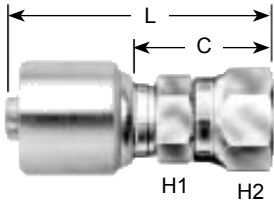
¥ Coupling pricing & availability on request.

www.hardyspicer.com.au

Document No:	HSAGICAT
Issue:	1
Issue Date:	01/09/08

This catalogue is the copyright of Hardy Spicer

Female JIC 37° Flare Swivel



Hardy Spicer Part Number	Gates Desc.	Gates Part Number	Hose ID		Thread Size	H1	H2	L	C
			inch	mm		inch	inch	mm	mm
MCJF-07-04	4G-4FJX	7100-00875	1/4	6.4	7/16-20	1/2	9/16	53.4	27.4
MCJF-08-04	4G-5FJX	7100-10895	1/4	6.4	1/2-20	1/2	11/16	56.2	30.2
MCJF-09-04	4G-6FJX	7100-10905	1/4	6.4	9/16-18	9/16	3/4	56.3	30.2
MCJF-08-05¥	5G-5FJX	7100-00935	5/16	7.9	1/2-20	5/8	11/16	56.7	28.7
MCJF-09-05¥	5G-6FJX	7100-00925	5/16	7.9	9/16-18	5/8	3/4	58.8	30.8
MCJF-07-06¥	6G-4FJX	7100-10925	3/8	9.5	7/16-20	5/8	9/16	58.4	30.5
MCJF-07-05¥	6G-5FJX	7100-10935	3/8	9.5	1/2-20	5/8	11/16	56.7	28.8
MCJF-09-06	6G-6FJX	7100-10945	3/8	9.5	9/16-18	5/8	3/4	58.8	30.2
MCJF-12-06	6G-8FJX	7100-10955	3/8	9.5	3/4-16	11/16	7/8	63.1	35.1
MCJF-14-06	6G-10FJX	7100-10965	3/8	9.5	7/8-14	13/16	1 1/16	66.2	38.2
MCJF-09-08¥	8G-6FJX	7100-00975	1/2	12.7	9/16-18	13/16	3/4	66.8	29.3
MCJF-12-08	8G-8FJX	7100-00985	1/2	12.7	3/4-16	13/16	7/8	71.6	34.1
MCJF-14-08	8G-10FJX	7100-00995	1/2	12.7	7/8-14	13/16	1 1/16	75.1	37.7
MCJF-17-08	8G-12FJX	7100-01005	1/2	12.7	1 1/16-12	1	1 1/4	80.1	42.6
MCJF-12-10¥	10G-8FJX	7100-01015	5/8	15.8	3/4-16	15/16	7/8	73.6	36.1
MCJF-14-10	10G-10FJX	7100-01025	5/8	15.8	7/8-14	15/16	1 1/16	77.1	39.7
MCJF-17-10	10G-12FJX	7100-01035	5/8	15.8	1 1/16-12	1	1 1/4	78.5	41.0
MCJF-19-10¥	10G-14FJX	7100-01045	5/8	15.8	1 3/16-12	1 1/8	1 3/8	79.7	42.2
MCJF-12-12¥	12G-8FJX	7100-07155	3/4	19	3/4-16	1 1/16	7/8	89.1	38.1
MCJF-14-12	12G-10FJX	7100-01055	3/4	19	7/8-14	1 1/16	1 1/16	89.1	38.1
MCJF-17-12	12G-12FJX	7100-01065	3/4	19	1 1/16-12	1 1/16	1 1/4	93.5	42.5
MCJF-19-12¥	12G-14FJX	7100-01075	3/4	19	1 3/16-12	1 1/8	1 3/8	92.7	41.6
MCJF-21-12	12G-16FJX	7100-01085	3/4	19	1 5/16-12	1 1/4	1 1/2	96.0	45.0
MCJF-17-16	16G-12FJX	7100-01105	1	25.4	1 1/16-12	1 3/8	1 1/4	101.0	44.2
MCJF-19-16¥	16G-14FJX	7100-01115	1	25.4	1 3/16-12	1 3/8	1 3/8	101.6	44.9
MCJF-21-16	16G-16FJX	7100-01125	1	25.4	1 5/16-12	1 3/8	1 1/2	106.0	49.2
MCJF-26-16	16G-20FJX	7100-01135	1	25.4	1 5/8-12	1 9/16	2	109.9	53.1
MCJF-26-20	20G-20FJX	7100-01145	1 1/4	31.7	1 5/8-12	1 3/4	2	116.9	57.9
MCJF-30-20	20G-24FJX	7100-01155	1 1/4	31.7	1 7/8-12	1 7/8	2 1/4	123.2	64.2

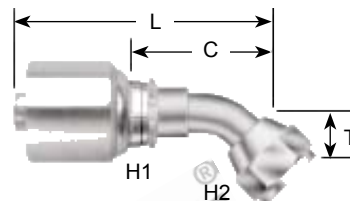
¥ Coupling pricing & availability on request.

www.hardyspicer.com.au

Document No:	HSAGICAT
Issue:	1
Issue Date:	01/09/08

This catalogue is the copyright of Hardy Spicer

Female JIC 37° Flare Swivel - 45° Bent Tube



Hardy Spicer Part Number	Gates Desc.	Gates Part Number	Hose ID		Thread Size	H1	H2	T	L	C
			inch	mm		inch	inch	mm	mm	mm
MCJF45-07-04	4G-4FJX45	7100-11215	1/4	6.4	7/16-20	1/2	9/16	11.9	58.0	32.0
MCJF45-08-04¥	4G-5FJX45	7100-11235	1/4	6.4	1/2-20	1/2	5/8	14.2	65.0	39.0
MCJF45-09-04	4G-6FJX45	7100-11255	1/4	6.4	9/16-18	1/2	11/16	14.2	69.4	43.4
MCJF45-08-05¥	5G-5FJX45	7100-01265	5/16	7.9	1/2-20	5/8	5/8	14.2	66.0	38.0
MCJF45-09-05¥	5G-6FJX45	7100-01275	5/16	7.9	9/16-18	5/8	11/16	14.2	73.0	45.0
MCJF45-09-06	6G-6FJX45	7100-11305	3/8	9.5	9/16-18	5/8	11/16	14.2	73.9	46.0
MCJF45-12-06	6G-8FJX45	7100-11325	3/8	9.5	3/4-16	5/8	7/8	17.5	73.1	45.2
MCJF45-12-08	8G-8FJX45	7100-20005	1/2	12.7	3/4-16	13/16	7/8	17.5	84.1	46.6
MCJF45-14-08	8G-10FJX45	7100-01365	1/2	12.7	7/8-14	13/16	1	19.1	91.9	54.4
MCJF45-14-10	10G-10FJX45	7100-01375	5/8	15.8	7/8-14	15/16	1	19.1	91.5	54.0
MCJF45-17-10	10G-12FJX45	7100-01385	5/8	15.8	1 1/16-12	15/16	1 1/4	26.9	105.0	67.5
MCJF45-14-10¥	12G-10FJX45	7100-01395	3/4	19	7/8-14	1 1/16	1	19.1	116.0	65.0
MCJF45-17-12	12G-12FJX45	7100-01415	3/4	19	1 1/16-12	1 1/16	1 1/4	26.9	124.2	73.2
MCJF45-21-12	12G-16FJX45	7100-01425	3/4	19	1 5/16-12	1 3/16	1 1/2	29.5	146.0	95.0
MCJF45-17-16¥	16G-12FJX45S	7100-01435	1	25.4	1 1/16-12	1 3/8	1 1/4	21.0	131.0	74.2
MCJF45-21-16	16G-16FJX45	7100-01455	1	25.4	1 5/16-12	1 3/8	1 1/2	29.5	134.6	77.8
MCJF45-26-20	20G-20FJX45	7100-01465	1 1/4	31.7	1 5/8-12	1 3/4	2	35.0	169.0	110.0

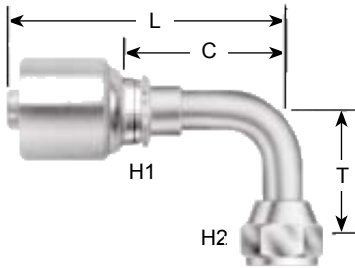
¥ Coupling pricing & availability on request.

www.hardyspicer.com.au

Document No:	HSAGICAT
Issue:	1
Issue Date:	01/09/08

This catalogue is the copyright of Hardy Spicer

Female JIC 37° Flare Swivel - 90° Bent Tube



Hardy Spicer Part Number	Gates Desc.	Gates Part Number	Hose ID		Thread Size	H1	H2	T	L	C
			inch	mm		inch	inch	mm	mm	mm
MCJF90S-07-04	4G-4FJX90S	7100-11475	1/4	6.4	7/16-20	1/2	9/16	17.3	57.3	31.3
MCJF90-07-04	4G-4FJX90M	7100-11485	1/4	6.4	7/16-20	1/2	9/16	22.4	52.2	26.2
MCJF90L-07-04	4G-4FJX90L	7100-11495	1/4	6.4	7/16-20	1/2	9/16	45.7	52.2	26.2
MCJF90S-08-04	4G-5FJX90S	7100-11505	1/4	6.4	1/2-20	1/2	5/8	19.6	59.0	33.0
MCJF90-08-04	4G-5FJX90M	7100-11515	1/4	6.4	1/2-20	1/2	5/8	28.7	55.2	29.2
MCJF90S-09-04	4G-6FJX90S	7100-11535	1/4	6.4	9/16-18	1/2	11/16	21.6	63.9	37.9
MCJF90-09-04	4G-6FJX90M	7100-07165	1/4	6.4	9/16-18	1/2	11/16	28.7	64.0	38.0
MCJF90L-09-04	4G-6FJX90L	7100-11555	1/4	6.4	9/16-18	1/2	11/16	54.0	71.0	45.0
MCJF90S-09-05	5G-6FJX90S	7100-07235	5/16	7.9	9/16-18	5/8	11/16	21.6	67.9	39.9
MCJF90-09-05	5G-6FJX90M	7100-01555	5/16	7.9	9/16-18	5/8	11/16	28.7	64.0	36.0
MCJF90S-07-06	6G-4FJX90S	7100-07305	3/8	9.5	7/16-20	5/8	9/16	21.0	60.3	32.4
MCJF90L-07-06	6G-4FJX90L	7100-07325	3/8	9.5	7/16-20	5/8	9/16	46.0	56.2	28.3
MCJF90S-09-06	6G-6FJX90S	7100-11565	3/8	9.5	9/16-18	5/8	11/16	21.6	60.0	31.0
MCJF90-09-06	6G-6FJX90M	7100-11575	3/8	9.5	9/16-18	5/8	11/16	28.7	58.9	31.0
MCJF90L-09-06	6G-6FJX90L	7100-11585	3/8	9.5	9/16-18	5/8	11/16	55.4	66.0	38.1
MCJF90S-12-06	6G-8FJX90S	7100-11595	3/8	9.5	3/4-16	5/8	7/8	27.7	69.7	41.8
MCJF90-12-06	6G-8FJX90M	7100-11605	3/8	9.5	3/4-16	5/8	7/8	35.1	64.4	36.5
MCJF90L-12-06	6G-8FJX90L	7100-11615	3/8	9.5	3/4-16	5/8	7/8	61.7	64.4	36.5
MCJF90-14-06	6G-10FJX90M	7100-07215	3/8	9.5	7/8-14	5/8	1	44.5	70.5	42.5
MCJF90S-12-08	8G-8FJX90S	7100-20015	1/2	12.7	3/4-16	N/A	7/8	29.0	80.3	42.8
MCJF90-12-08	8G-8FJX90M	7100-20045	1/2	12.7	3/4-16	N/A	7/8	41.0	74.0	36.5
MCJF90L-12-08	8G-8FJX90L	7100-20035	1/2	12.7	3/4-16	N/A	7/8	64.0	74.0	36.5
MCJF90S-14-08	8G-10FJX90S	7100-01655	1/2	12.7	7/8-14	N/A	1	31.2	94.5	57.0
MCJF90-14-08	8G-10FJX90M	7100-01665	1/2	12.7	7/8-14	N/A	1	44.5	81.3	43.9
MCJF90L-14-08	8G-10FJX90L	7100-01675	1/2	12.7	7/8-14	N/A	1	65.3	80.1	42.7
MCJF90S-17-08	8G-12FJX90S	7100-11645	1/2	12.7	1 1/16-12	N/A	1 1/4	48.0	105.0	67.5
MCJF90S-14-10	10G-10FJX90S	7100-01685	5/8	15.8	7/8-14	15/16	1	31.2	85.5	48.0
MCJF90-14-10	10G-10FJX90M	7100-01705	5/8	15.8	7/8-14	15/16	1	44.5	81.0	43.5
MCJF90L-14-10	10G-10FJX90L	7100-07175	5/8	15.8	7/8-14	15/16	1	65.3	81.0	43.5
MCJF90S-17-10	10G-12FJX90S	7100-01695	5/8	15.8	1 1/16-12	15/16	1 1/4	46.2	95.8	58.3
MCJF90L-17-10	10G-12FJX90L	7100-07245	5/8	15.8	1 1/16-12	15/16	1 1/4	96.0	85.0	47.5
MCJF90-14-12	12G-10FJX90M	7100-07195	3/4	19	7/8-14	1 1/16	1	44.5	96.0	45.0
MCJF90S-17-12	12G-12FJX90S	7100-01715	3/4	19	1 1/16-12	1 1/16	1 1/4	46.2	108.2	57.2
MCJF90-17-12	12G-12FJX90M	7100-01725	3/4	19	1 1/16-12	1 1/16	1 1/4	52.3	97.2	46.2
MCJF90L-17-12	12G-12FJX90L	7100-01735	3/4	19	1 1/16-12	1 1/16	1 1/4	94.7	97.2	46.2
MCJF90S-19-12	12G-14FJX90S	7100-01745	3/4	19	1 3/16-12	1 1/16	1 3/8	50.8	124.0	73.0
MCJF90L-19-12	12G-14FJX90L	7100-01755	3/4	19	1 3/16-12	1 1/16	1 3/8	99.8	105.0	54.0

Cont.

www.hardyspicer.com.au

Document No:	HSAGICAT
Issue:	1
Issue Date:	01/09/08

This catalogue is the copyright of Hardy Spicer

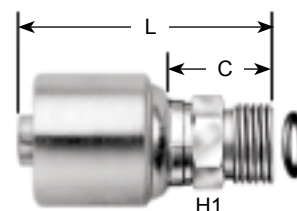
Female JIC 37° Flare Swivel - 90° Bent Tube (Cont.)

MCJF90S-21-16¥	16G-16FJX90S	7100-01765	1	25.4	1 5/16-12	1 3/8	1 1/2	56.6	129.9	73.1
MCJF90-21-16	16G-16FJX90M	7100-01785	1	25.4	1 5/16-12	1 3/8	1 1/2	66.5	114.9	58.1
MCJF90L-21-16¥	16G-16FJX90L	7100-01775	1	25.4	1 5/16-12	1 3/8	1 1/2	110.0	114.9	58.1
MCJF90S-26-16¥	16G-20FJX90S	7100-07205	1	25.4	1 5/8-12	1 3/8	2	75.0	167.0	110.2
MCJF90-26-20	20G-20FJX90M	7100-01795	1 1/4	31.7	1 5/8-12	1 3/4	2	88.9	138.0	79.0

¥ Coupling pricing & availability on request.

Male Flat-Face O-Ring

SAE J1453 Captive O-Ring Groove for Improved O-Ring Retention



Hardy Spicer Part Number	Gates Desc.	Gates Part Number	Hose ID		Thread Size	H1	L	C
			inch	mm				
MCORFM-09-04	4G-4MFFOR	7104-16045	1/4	6.4	9/16-18	17.0	52.5	26.5
MCORFM-11-04¥	4G-6MFFOR	7102-12835	1/4	6.4	11/16-16	19.0	54.0	28.0
MCORFM-11-06	6G-6MFFOR	7104-16075	3/8	9.5	11/16-16	19.0	56.0	28.1
MCORFM-13-06¥	6G-8MFFOR	7102-12845	3/8	9.5	13/16-16	22.0	59.0	31.1
MCORFM-16-06¥	6G-10MFFOR	7102-12875	3/8	9.5	1-14	27.0	64.0	36.1
MCORFM-16-10	10G-10MFFOR	7104-16155	5/8	15.8	1-14	27.0	68.5	31.0
MCORFM-19-10¥	10G-12MFFOR	7102-02885	5/8	15.8	1 3/16-12	32.0	72.0	34.5
MCORFM-13-08	8G-8MFFOR	7104-16115	1/2	12.7	13/16-16	22.0	68.2	30.7
MCORFM-16-08¥	8G-10MFFOR	7102-12855	1/2	12.7	1-14	27.0	73.0	35.5
MCORFM-19-12	12G-12MFFOR	7104-16185	3/4	19.0	1 3/16-12	32.0	90.0	39.0
MCORFM-23-12¥	12G-16MFFOR	7102-12865	3/4	19.0	1 7/16-12	41.0	95.0	44.0
MCORFM-23-16	16G-16MFFOR	7104-16215	1	25.4	1 7/16-12	41.0	102.0	45.2
MCORFM-27-16¥	16G-20MFFOR	7102-12895	1	25.4	1 11/16-12	46.0	105.0	48.2
MCORFM-27-20	20G-20MFFOR	7104-16245	1 1/4	31.7	1 11/16-12	46.0	109.0	50.0

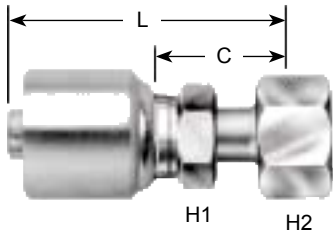
¥ Coupling pricing & availability on request.

www.hardyspicer.com.au

Document No:	HSAGICAT
Issue:	1
Issue Date:	01/09/08

This catalogue is the copyright of Hardy Spicer

Female Flat-Face O-Ring Swivel



SAE J1453 O-Ring Face Seal.

Hardy Spicer Part Number	Gates Desc.	Gates Part Number	Hose ID		Thread Size	H1	H2	L	C
			"	mm		"	"	mm	mm
MCORF-09-04	4G-4FFORX	7102-13125	1/4	6.4	9/16-18	9/16	11/16	54.5	28.5
MCORF-11-04	4G-6FFORX	7102-13135	1/4	6.4	11/16-16	5/8	13/16	57.0	31.0
MCORF-11-05¥	5G-6FFORX	7102-04015	5/16	7.9	11/16-16	5/8	13/16	68.5	31.0
MCORF-09-06¥	6G-4FFORX	7102-13195	3/8	9.5	9/16-18	21/32	11/16	57.0	29.1
MCORF-11-06	6G-6FFORX	7102-13145	3/8	9.5	11/16-16	5/8	13/16	59.0	31.0
MCORF-13-06	6G-8FFORX	7102-13155	3/8	9.5	13/16-16	3/4	15/16	64.0	36.1
MCORF-11-08¥	8G-6FFORX	7102-04045	1/2	12.7	11/16-16	13/16	13/16	69.5	32.0
MCORF-13-08	8G-8FFORX	7102-03165	1/2	12.7	13/16-16	13/16	15/16	73.5	36.0
MCORF-16-08	8G-10FFORX	7102-03175	1/2	12.7	1-14	15/16	1 1/8	81.0	43.5
MCORF-19-08	8G-12FFORX	7102-04005	1/2	12.7	1 3/16-12	15/16	1 3/8	84.3	46.8
MCORF-16-10	10G-10FFORX	7102-03185	5/8	15.8	1-14	1	1 1/8	81.5	44.0
MCORF-19-10	10G-12FFORX	7102-03195	5/8	15.8	1 3/16-12	15/16	1 3/8	84.0	46.5
MCORF-14-12¥	12G-10FFORX	7102-03205	3/4	19.0	1-14	1 1/16	1 1/8	95.5	44.5
MCORF-19-12	12G-12FFORX	7102-03905	3/4	19.0	1 3/16-12	1 1/16	1 3/8	96.0	45.0
MCORF-21-12	12G-16FFORX	7102-04205	3/4	19.0	1 7/16-12	1 1/8	1 5/8	101.4	50.4
MCORF-19-16¥	16G-12FFORX	7102-13185	1	25.4	1 3/16-12	1 3/8	1 3/8	106.0	49.2
MCORF-23-16	16G-16FFORX	7102-03925	1	25.4	1 7/16-12	1 3/8	1 5/8	113.4	56.6
MCORF-27-16¥	16G-20FFORX	7102-04215	1	25.4	1 11/16-12	1 3/8	1 7/8	113.4	56.6
MCORF-27-20	20G-20FFORX	7102-03945	1 1/4	31.7	1 11/16-12	1 3/4	1 7/8	114.4	55.4

¥ Coupling pricing & availability on request.

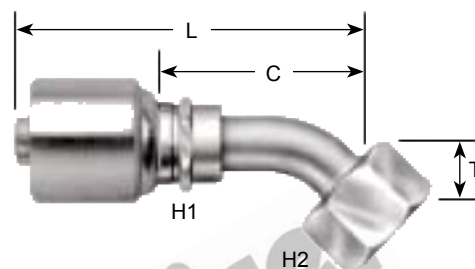
www.hardyspicer.com.au

Document No:	HSAGICAT
Issue:	1
Issue Date:	01/09/08

This catalogue is the copyright of Hardy Spicer

Female Flat-Face O-Ring Swivel - 45° Bent Tube

SAE J1453 O-Ring Face Seal.



Hardy Spicer Part Number	Gates Desc.	Gates Part Number	Hose ID		Thread Size	H1	H2	T	L	C
			inch	mm		inch	inch	mm	mm	mm
MCORF45-09-04	4G-4FFORX45	7102-13265	1/4	6.4	9/16-18	1/2	11/16	10.4	65.0	39.0
MCORF45-11-04	4G-6FFORX45	7102-13275	1/4	6.4	11/16-16	1/2	13/16	10.9	68.5	42.5
MCORF45-11-05¥	5G-6FFORX45	7102-04025	5/16	7.9	11/16-16	5/8	13/16	10.9	69.3	41.3
MCORF45-09-06¥	6G-4FFORX45S	7102-03985	3/8	9.5	9/16-18	5/8	11/16	10.0	66.1	38.1
MCORF45-11-06	6G-6FFORX45	7102-13285	3/8	9.5	11/16-16	5/8	13/16	10.9	69.8	41.9
MCORF45-13-06	6G-8FFORX45	7102-13295	3/8	9.5	13/16-16	5/8	15/16	15.0	78.0	50.1
MCORF45-13-08	8G-8FFORX45	7102-04325	1/2	12.7	13/16-16	13/16	15/16	15.0	89.0	51.5
MCORF45-16-08	8G-10FFORX45	7102-03315	1/2	12.7	1-14	13/16	1 1/8	16.5	89.5	52.1
MCORF45-19-12¥	8G-12FFORX45	7102-03765	1/2	12.7	1 3/16-12	15/16	1 3/8	21.0	110.3	72.9
MCORF45-16-10	10G-10FFORX45	7102-03325	5/8	15.8	1-14	15/16	1 1/8	16.5	89.0	51.6
MCORF45-19-10	10G-12FFORX45	7102-03335	5/8	15.8	1 3/16-12	15/16	1 3/8	21.1	99.1	61.5
MCORF45-16-12	12G-10FFORX45	7102-04165	3/4	19.0	1-14	1 1/16	1 1/8	16.5	101.6	50.6
MCORF45-19-12	12G-12FFORX45	7102-03345	3/4	19.0	1 3/16-12	1 1/16	1 3/8	21.1	118.5	67.5
MCORF45-23-12¥	12G-16FFORX45	7102-03355	3/4	19.0	1 7/16-12	1 3/16	1 5/8	23.9	133.0	82.0
MCORF45-23-16	16G-16FFORX45	7102-03365	1	25.4	1 7/16-12	1 3/8	1 5/8	23.9	129.1	72.3
MCORF45-27-20	20G-20FFORX45	7102-03375	1 1/4	31.7	1 11/16-12	1 3/4	1 7/8	25.4	148.0	89.0

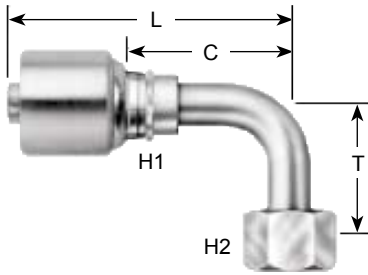
¥ Coupling pricing & availability on request.

www.hardyspicer.com.au

Document No:	HSAGICAT
Issue:	1
Issue Date:	01/09/08

This catalogue is the copyright of Hardy Spicer

Female Flat-Face O-Ring Swivel - 90° Bent Tube



SAE J1453 O-Ring Face Seal.

Hardy Spicer Part Number	Gates Desc.	Gates Part Number	Hose ID		Thread Size	H1	H2	T	L	C
			inch	mm		inch	inch	mm	mm	mm
MCORF90S-09-04¥	4G-4FFORX90S	7102-13385	1/4	6.4	9/16-18	1/2	11/16	20.8	60.4	34.4
MCORF90-09-04	4G-4FFORX90M	7102-13395	1/4	6.4	9/16-18	1/2	11/16	32.0	55.2	29.2
MCORF90L-09-04¥	4G-4FFORX90L	7102-13405	1/4	6.4	9/16-18	1/2	11/16	45.7	55.2	29.2
MCORF90S-11-04¥	4G-6FFORX90S	7102-13415	1/4	6.4	11/16-16	1/2	13/16	22.9	63.4	37.3
MCORF90-11-04	4G-6FFORX90M	7102-13425	1/4	6.4	11/16-16	1/2	13/16	38.4	63.2	37.2
MCORF90L-11-04¥	4G-6FFORX90L	7102-13435	1/4	6.4	11/16-16	1/2	13/16	54.1	58.5	32.5
MCORF90-13-04	4G-8FFORX90M	7102-13445	1/4	6.4	13/16-16	5/8	15/16	63.8	66.0	40.0
MCORF90S-11-05¥	5G-6FFORX90S	7102-04035	5/16	7.9	11/16-16	5/8	13/16	22.9	72.1	44.1
MCORF90S-09-06¥	6G-4FFORX90S	7102-04105	3/8	9.5	9/16-18	5/8	11/16	20.8	61.4	33.5
MCORF90S-11-06¥	6G-6FFORX90S	7102-13455	3/8	9.5	11/16-16	5/8	13/16	22.9	64.7	36.7
MCORF90-11-06	6G-6FFORX90M	7102-13465	3/8	9.5	11/16-16	5/8	13/16	38.4	64.7	36.8
MCORF90L-11-06¥	6G-6FFORX90L	7102-13475	3/8	9.5	11/16-16	5/8	13/16	54.1	62.9	35.0
MCORF90S-13-06¥	6G-8FFORX90S	7102-13485	3/8	9.5	13/16-16	5/8	15/16	29.2	73.0	45.0
MCORF90-13-06	6G-8FFORX90M	7102-13495	3/8	9.5	13/16-16	5/8	15/16	41.2	68.5	40.5
MCORF90L-13-06¥	6G-8FFORX90L	7102-13505	3/8	9.5	13/16-16	5/8	15/16	63.8	69.0	41.0
MCORF90S-11-08¥	8G-6FFORX90S	7102-04125	1/2	12.7	11/16-16	13/16	13/16	22.9	75.7	38.2
MCORF90S-13-08¥	8G-8FFORX90S	7100-20215	1/2	12.7	13/16-16	13/16	15/16	29.0	83.9	46.5
MCORF90-13-08	8G-8FFORX90M	7100-20225	1/2	12.7	13/16-16	13/16	15/16	41.0	83.9	46.5
MCORF90L-13-08¥	8G-8FFORX90L	7100-20235	1/2	12.7	13/16-16	13/16	15/16	64.0	83.9	46.5
MCORF90S-16-08¥	8G-10FFORX90S	7102-03545	1/2	12.7	1-14	13/16	1 1/8	32.3	84.0	46.5
MCORF90-16-08	8G-10FFORX90M	7102-03555	1/2	12.7	1-14	13/16	1 1/8	47.0	77.7	40.2
MCORF90L-16-08¥	8G-10FFORX90L	7102-03565	1/2	12.7	1-14	13/16	1 1/8	70.1	77.9	40.4
MCORF90S-19-08¥	8G-12FFORX90S	7102-04135	1/2	12.7	1 3/16-12	15/16	1 3/8	46.6	103.1	65.6
MCORF90S-16-10¥	10G-10FFORX90S	7102-03575	5/8	15.8	1-14	15/16	1 1/8	32.3	83.4	45.9
MCORF90-16-10	10G-10FFORX90M	7102-03585	5/8	15.8	1-14	15/16	1 1/8	47.0	77.6	40.2
MCORF90L-16-10¥	10G-10FFORX90L	7102-03595	5/8	15.8	1-14	15/16	1 1/8	70.1	77.5	40.0
MCORF90S-19-10¥	10G-12FFORX90S	7102-03605	5/8	15.8	1 3/16-12	15/16	1 3/8	47.8	96.6	59.1
MCORF90S-16-12¥	12G-10FFORX90S	7102-03745	3/4	19.0	1-14	1 1/16	1 1/8	32.0	105.0	54.0
MCORF90S-19-12¥	12G-12FFORX90S	7102-03615	3/4	19.0	1 3/16-12	1 1/16	1 3/8	47.8	109.0	58.0
MCORF90-19-12	12G-12FFORX90M	7102-03625	3/4	19.0	1 3/16-12	1 1/16	1 3/8	57.9	106.8	55.8
MCORF90L-19-12¥	12G-12FFORX90L	7102-03635	3/4	19.0	1 3/16-12	1 1/16	1 3/8	96.0	102.0	51.0
MCORF90S-23-12¥	12G-16FFORX90S	7102-03645	3/4	19.0	1 7/16-12	1 3/16	1 5/8	56.1	118.5	67.5
MCORF90S-19-16¥	16G-12FFORX90S	7102-03755	1	25.4	1 3/16-12	1 3/8	1 3/8	48.0	122.8	66.2
MCORF90S-23-16¥	16G-16FFORX90S	7102-03655	1	25.4	1 7/16-12	1 3/8	1 5/8	56.1	129.9	73.1
MCORF90-23-16	16G-16FFORX90M	7102-03665	1	25.4	1 7/16-12	1 3/8	1 5/8	70.6	115.0	58.2
MCORF90L-23-16¥	16G-16FFORX90L	7102-03675	1	25.4	1 7/16-12	1 3/8	1 5/8	114.3	115.0	58.2
MCORF90S-27-20¥	20G-20FFORX90S	7102-03685	1 1/4	31.7	1 11/16-12	1 3/4	1 7/8	63.8	140.0	81.0
MCORF90-27-20	20G-20FFORX90M	7102-03695	1 1/4	31.7	1 11/16-12	1 3/4	1 7/8	78.5	135.0	76.0
MCORF90L-27-20¥	20G-20FFORX90L	7102-03705	1 1/4	31.7	1 11/16-12	1 3/4	1 7/8	129.3	135.0	76.0

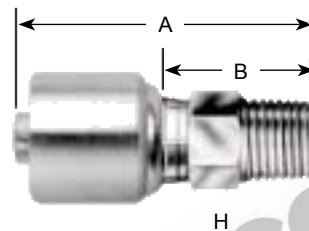
¥ Coupling pricing & availability on request.

www.hardyspicer.com.au

Document No:	HSAGICAT
Issue:	1
Issue Date:	01/09/08

This catalogue is the copyright of Hardy Spicer

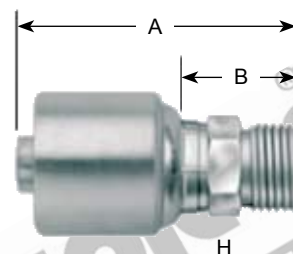
Male British Standard Pipe Tapered



Hardy Spicer Part Number	Gates Desc.	Gates Part Number	Hose ID		Thread Size	A mm	B mm	H mm
			inch	mm				
MCBM-04-04	4G-4MBSPT	7100-191075	1/4	6.4	R 1/4" - 19 BSP	50.8	24.8	14.0
MCBM-06-04	4G-6MBSPT	7100-191085	1/4	6.4	R 3/8" - 19 BSP	52.0	26.0	19.0
MCBM-06-05¥	5G-6MBSPT	7100-191095	5/16	7.9	R 3/8" - 19 BSP	54.1	26.1	19.0
MCBM-06-06	6G-6MBSPT	7100-191105	3/8	9.5	R 3/8" - 19 BSP	54.0	26.1	19.0
MCBM-08-06	6G-8MBSPT	7100-191115	3/8	9.5	R 1/2" - 14 BSP	58.8	30.9	22.0
MCBM-06-08	8G-6MBSPT	7100-192955	1/2	12.7	R 3/8" - 19 BSP	64.5	27.0	22.0
MCBM-08-08	8G-8MBSPT	7100-191125	1/2	12.7	R 1/2" - 14 BSP	68.4	30.9	22.0
MCBM-10-10¥	10G-10MBSPT	7100-191135	5/8	15.9	R 5/8" - 14 BSP	69.9	32.4	24.0
MCBM-12-12	12G-12MBSPT	7100-191145	3/4	19.0	R 3/4" - 14 BSP	86.7	35.7	32.0
MCBM-16-16	16G-16MBSPT	7100-191155	1	25.4	R 1" - 11 BSP	98.4	41.6	36.0

¥ Coupling pricing & availability on request.

Male British Standard Pipe Parallel



Hardy Spicer Part Number	Gates Desc.	Gates Part Number	Hose ID		Thread Size	A mm	B mm	H mm
			inch	mm				
MCPM-04-04	4G-4MBSPP	7100-115515	1/4	6.4	G 1/4" - 19 BSP	51.5	25.5	19.0
MCPM-06-04	4G-6MBSPP	7100-191165	1/4	6.4	G 3/8" - 19 BSP	51.8	25.8	22.0
MCPM-08-04¥	4G-8MBSPP	7100-193925	1/4	6.4	G 1/2" - 14 BSP	59.5	33.5	27.0
MCPM-04-05¥	5G-4MBSPP	7100-193915	5/16	7.9	G 1/4" - 19 BSP	53.5	25.5	19.0
MCPM-06-05¥	5G-6MBSPP	7100-191175	5/16	7.9	G 3/8" - 19 BSP	53.8	25.8	22.0
MCPM-06-06	6G-6MBSPP	7100-115525	3/8	9.5	G 3/8" - 19 BSP	55.0	27.1	22.0
MCPM-08-06¥	6G-8MBSPP	7100-115535	3/8	9.5	G 1/2" - 14 BSP	60.0	32.1	27.0
MCPM-06-08¥	8G-6MBSPP	7100-193245	1/2	12.7	G 3/8" - 19 BSP	63.5	26.0	22.0
MCPM-08-08	8G-8MBSPP	7100-105545	1/2	12.7	G 1/2" - 14 BSP	69.0	31.5	27.0
MCPM-10-08¥	8G-10MBSPP	7100-194735	1/2	12.7	G 5/8" - 14 BSP	71.0	33.5	30.0
MCPM-10-10¥	10G-10MBSPP	7100-105555	5/8	15.9	G 5/8" - 14 BSP	73.5	36.0	30.0
MCPM-12-10¥	10G-12MBSPP	7100-193255	5/8	15.9	G 3/4" - 14 BSP	71.5	34.0	32.0
MCPM-12-12	12G-12MBSPP	7100-105565	3/4	19.0	G 3/4" - 14 BSP	85.0	34.0	32.0
MCPM-16-16	16G-16MBSPP	7100-105575	1	25.4	G 1" - 11 BSP	101.0	44.2	41.0
MCPM-20-20	20G-20MBSPP	7100-105585	1-1/4	31.8	G 1 1/4" - 11 BSP	110.0	51.0	50.0


¥ Coupling pricing & availability on request.

www.hardyspicer.com.au

Document No:	HSAGICAT
Issue:	1
Issue Date:	01/09/08

This catalogue is the copyright of Hardy Spicer

Female British Standard Pipe Parallel O-Ring Swivel



Includes O-Ring sealing in flare.

Hardy Spicer Part Number	Gates Desc.	Gates Part Number	Hose ID		Thread Size	A	B	H
			inch	mm		mm	mm	mm
MCBF-02-04	4G-2FBSPX (Ø)	7100-193285	1/4	6.4	G 1/8" - 28 BSP	44.0	18.0	14.0
MCBF-04-04	4G-4FBSPORX	7100-19500	1/4	6.4	G 1/4" - 19 BSP	48.0	22.0	19.0
MCBF-06-04	4G-6FBSPORX	7100-195015	1/4	6.4	G 3/8" - 19 BSP	52.0	26.0	22.0
MCBF-06-05¥	5G-6FBSPORX	7100-194195	5/16	7.9	G 3/8" - 19 BSP	54.0	26.0	22.0
MCBF-08-05¥	5G-8FBSPORX	7100-194205	5/16	7.9	G 1/2" - 14 BSP	54.8	26.8	27.0
MCBF-06-06	6G-6FBSPORX	7100-19504	3/8	9.5	G 3/8" - 19 BSP	53.2	25.3	22.0
MCBF-08-06	6G-8FBSPORX	7100-195055	3/8	9.5	G 1/2" - 14 BSP	54.7	26.8	27.0
MCBF-06-08	8G-6FBSPORX	7100-195065	1/2	12.7	G 3/8" - 19 BSP	66.5	29.0	22.0
MCBF-08-08	8G-8FBSPORX	7100-19507	1/2	12.7	G 1/2" - 14 BSP	64.2	26.7	27.0
MCBF-10-08	8G-10FBSPORX	7100-194255	1/2	12.7	G 5/8" - 14 BSP	68.0	30.5	30.0
MCBF-12-08	8G-12FBSPORX	7100-195095	1/2	12.7	G 3/4" - 14 BSP	69.5	32.0	32.0
MCBF-10-10	10G-10FBSPORX	7100-195105	5/8	15.9	G 5/8" - 14 BSP	68.5	31.0	30.0
MCBF-12-10	10G-12FBSPORX	7100-195115	5/8	15.9	G 3/4" - 14 BSP	69.5	32.0	32.0
MCBF-12-12	12G-12FBSPORX	7100-195125	3/4	19.0	G 3/4" - 14 BSP	83.0	32.0	32.0
MCBF-12-16	16G-12FBSPORX	7100-192805	3/4	19.0	G 3/4" - 14 BSP	82.7	25.9	32.0
MCBF-16-12	12G-16FBSPORX	7100-195135	3/4	19.0	G 1" - 11 BSP	87.0	36.0	41.0
MCBF-16-16	16G-16FBSPORX	7100-195155	1	25.4	G 1" - 11 BSP	96.0	39.2	41.0
MCBF-20-20	20G-20FBSPORX	7100-195235	1-1/4	31.8	G 1.1/4" - 11 BSP	100.5	41.5	50.0

¥ Coupling pricing & availability on request.

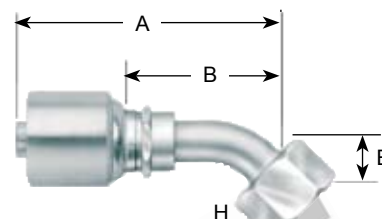
www.hardyspicer.com.au

Document No:	HSAGICAT
Issue:	1
Issue Date:	01/09/08

This catalogue is the copyright of Hardy Spicer

Female British Standard Pipe Parallel O-Ring Swivel - 45° Bent Tube

Includes O-Ring sealing in flare.

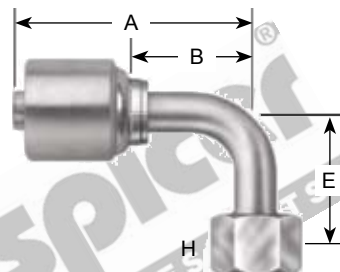


Hardy Spicer Part Number	Gates Desc.	Gates Part Number	Hose ID		Thread Size	A	B	E	H
			inch	mm		mm	mm	mm	mm
MCBF45-04-04	4G-4FBSPORX45	7100-191445	1/4	6.4	G 1/4" - 19 BSP	57.2	31.1	11.6	19.0
MCBF45-06-04	4G-6FBSPORX45	7100-191455	1/4	6.4	G 3/8" - 19 BSP	63.2	37.1	17.7	22.0
MCBF45-06-05	5G-6FBSPORX45	7100-191465	5/16	7.9	G 3/8" - 19 BSP	64.1	36.1	15.4	22.0
MCBF45-06-06	6G-6FBSPORX45	7100-191475	3/8	9.5	G 3/8" - 19 BSP	67.1	39.1	15.4	22.0
MCBF45-08-06	6G-8FBSPORX45	7100-191485	3/8	9.5	G 1/2" - 14 BSP	71.0	43.0	19.3	27.0
MCBF45-08-08	8G-8FBSPORX45	7100-191495	1/2	12.7	G 1/2" - 14 BSP	81.5	44.0	17.0	27.0
MCBF45-10-08	8G-10FBSPORX45	7100-193135	1/2	12.7	G 5/8" - 14 BSP	91.0	53.5	23.0	30.0
MCBF45-10-10	10G-10FBSPORX45	7100-191505	5/8	15.9	G 5/8" - 14 BSP	89.6	52.1	21.3	30.0
MCBF45-12-10	10G-12FBSPORX45	7100-191515	5/8	15.9	G 3/4" - 14 BSP	99.5	62.0	31.2	32.0
MCBF45-12-12	12G-12FBSPORX45	7100-191525	3/4	19.0	G 3/4" - 14 BSP	115.4	64.4	28.3	32.0
MCBF45-16-16	16G-16FBSPORX45	7100-191535	1	25.4	G 1" - 11 BSP	135.6	78.8	30.9	41.0
MCBF45-20-20	20G-20FBSPORX45	7100-192715	1-1/4	31.8	G 1.1/4" - 11 BSP	152.4	93.4	37.5	50.0

¥ Coupling pricing & availability on request.

Female British Standard Pipe Parallel O-Ring Swivel - 90° Bent Tube

Includes O-Ring sealing in flare.



Hardy Spicer Part Number	Gates Desc.	Gates Part Number	Hose ID		Thread Size	A	B	E	H
			inch	mm		mm	mm	mm	mm
MCBF90-04-04	4G-4FBSPORX90	7100-191545	1/4	6.4	G 1/4" - 19 BSP	52.5	26.5	23.5	19.0
MCBF90-06-04	4G-6FBSPORX90	7100-191555	1/4	6.4	G 3/8" - 19 BSP	50.5	24.5	32.0	22.0
MCBF90-06-05	5G-6FBSPORX90	7100-191565	5/16	7.9	G 3/8" - 19 BSP	59.0	31.0	32.0	22.0
MCBF90-06-06	6G-6FBSPORX90	7100-191575	3/8	9.5	G 3/8" - 19 BSP	61.9	34.0	32.0	22.0
MCBF90-08-06	6G-8FBSPORX90	7100-191585	3/8	9.5	G 1/2" - 14 BSP	60.1	32.2	37.5	27.0
MCBF90-08-08	8G-8FBSPORX90	7100-191595	1/2	12.7	G 1/2" - 14 BSP	78.0	40.5	37.5	27.0
MCBF90-10-08	8G-10FBSPORX90	7100-193145	1/2	12.7	G 5/8" - 14 BSP	81.5	44.0	46.0	30.0
MCBF90-10-10	10G-10FBSPORX90	7100-191605	5/8	15.9	G 5/8" - 14 BSP	84.1	46.6	46.0	30.0
MCBF90-12-10	10G-12FBSPORX90	7100-191615	5/8	15.9	G 3/4" - 14 BSP	84.1	46.6	60.0	32.0
MCBF90-12-12	12G-12FBSPORX90	7100-191625	3/4	19.0	G 3/4" - 14 BSP	107.0	56.0	60.0	32.0
MCBF90-16-12	12G-16FBSPORX90	7100-193155	3/4	19.0	G 1" - 11 BSP	112.2	61.2	70.0	41.0
MCBF90-16-16	16G-16FBSPORX90	7100-191635	1	25.4	G 1" - 11 BSP	131.1	74.3	70.0	41.0
MCBF90-20-20	20G-20FBSPORX90	7100-191645	1-1/4	31.8	G 1.1/4" - 11 BSP	141.8	82.8	80.0	50.0

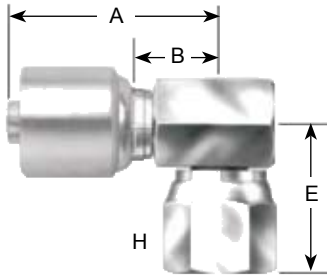
¥ Coupling pricing & availability on request.

www.hardyspicer.com.au

Document No:	HSAGICAT
Issue:	1
Issue Date:	01/09/08

This catalogue is the copyright of Hardy Spicer

Female British Standard Pipe Parallel O-Ring Swivel - 90° Block



Hardy Spicer Part Number	Gates Desc.	Gates Part Number	Hose ID		Thread Size	A	B	E	H
			inch	mm		mm	mm	mm	mm
MCBF90C-04-04	4G-4FBSPORX90BL	7100-191825	1/4	6.4	G 1/4" - 19 BSP	44.2	18.2	18.0	19.0
MCBF90C-06-04	4G-6FBSPORX90BL	7100-193935	1/4	6.4	G 3/8" - 19 BSP	46.0	20.0	21.0	22.0
MCBF90C-06-06	6G-6FBSPORX90BL	7100-191835	3/8	9.5	G 3/8" - 19 BSP	47.9	20.0	21.0	22.0
MCBF90C-08-06	6G-8FBSPORX90BL	7100-193945	3/8	9.5	G 1/2" - 14 BSP	51.4	23.5	24.0	27.0
MCBF90C-08-08	8G-8FBSPORX90BL	7100-191845	1/2	12.7	G 1/2" - 14 BSP	61.0	23.5	24.0	27.0
MCBF90C-10-08	8G-10FBSPORX90BL	7100-193275	1/2	12.7	G 5/8" - 14 BSP	61.0	23.5	25.2	30.0
MCBF90C-10-10	10G-10FBSPORX90BL	7100-194155	5/8	15.9	G 5/8" - 14 BSP	62.4	24.9	27.7	30.0
MCBF90C-12-12	12G-12FBSPORX90BL	7100-192595	3/4	19.0	G 3/4" - 14 BSP	78.0	27.0	31.2	32.0
MCBF90C-12-16	16G-12FBSPORX90BL	7100-192785	1	25.4	G 3/4" - 14 BSP	86.2	29.4	34.4	32.0
MCBF90C-16-16	16G-16FBSPORX90BL	7100-192585	1	25.4	G 1" - 11 BSP	91.4	34.6	36.4	41.0


¥ Coupling pricing & availability on request.

www.hardyspicer.com.au

Document No:	HSAGICAT
Issue:	1
Issue Date:	01/09/08

This catalogue is the copyright of Hardy Spicer

Male Pipe (NPTF - 30° Cone Seat)



Hardy Spicer Part Number	Gates Desc.	Gates Part Number	Hose ID		Thread Size	H1	L	C
			inch	mm				
MCNM-02-04	4G-2MP	7100-10025	1/4	6.4	1/8-27	1/2	50.0	24.0
MCNM-04-04	4G-4MP	7100-10035	1/4	6.4	1/4-18	9/16	55.0	29.0
MCNM-06-04	4G-6MP	7100-10045	1/4	6.4	3/8-18	11/16	55.0	29.0
MCNM-08-04¥	4G-8MP	7100-10055	1/4	6.4	1/2-14	7/8	62.0	36.0
MCNM-04-05¥	5G-4MP	7100-00065	5/16	7.9	1/4-18	5/8	58.0	30.0
MCNM-04-06	6G-4MP	7100-10075	3/8	9.5	1/4-18	5/8	59.0	31.1
MCNM-06-06	6G-6MP	7100-10085	3/8	9.5	3/8-18	11/16	59.0	31.1
MCNM-08-06	6G-8MP	7100-10095	3/8	9.5	1/2-14	7/8	64.0	36.1
MCNM-06-08	8G-6MP	7100-00105	1/2	12.7	3/8-18	13/16	69.0	31.5
MCNM-08-08	8G-8MP	7100-00115	1/2	12.7	1/2-14	7/8	73.0	35.5
MCNM-12-08¥	8G-12MP	7100-00125	1/2	12.7	3/4-14	1 1/16	75.0	37.5
MCNM-08-10¥	10G-8MP	7100-00135	5/8	15.8	1/2-14	15/16	75.0	37.5
MCNM-12-10¥	10G-12MP	7100-00145	5/8	15.8	3/4-14	1 1/16	73.5	36.0
MCNM-08-12¥	12G-8MP	7100-00155	3/4	19	1/2-14	1 1/16	88.0	37.0
MCNM-12-12	12G-12MP	7100-00165	3/4	19	3/4-14	1 1/16	88.0	37.0
MCNM-16-12¥	12G-16MP	7100-00175	3/4	19	1-11 1/2	1 3/8	96.0	45.0
MCNM-12-16¥	16G-12MP	7100-00195	1	25.4	3/4-14	1 3/8	100.0	43.2
MCNM-16-16	16G-16MP	7100-00205	1	25.4	1-11 1/2	1 3/8	104.5	47.7
MCNM-20-20	20G-20MP	7100-00215	1 1/4	31.7	1 1/4-11 1/2	1 3/4	113.0	54.0

¥ Coupling pricing & availability on request.

www.hardyspicer.com.au

Document No:	HSAGICAT
Issue:	1
Issue Date:	01/09/08

This catalogue is the copyright of Hardy Spicer

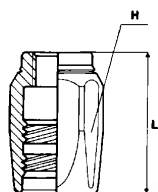


www.hardyspicer.com.au

Document No:	HSAGICAT
Issue:	1
Issue Date:	01/09/08

This catalogue is the copyright
of Hardy Spicer

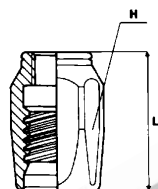
FIELD ATTACHABLE COUPLINGS



FIELD ATTACHABLE FERRULE FOR R 1T HOSE

NON SKIVE HOSE

PART NUMBER	HOSE BORE		DIMENSIONS mm		FOR INSERT TYPE
	inch	mm	L	H	
FAF-1T-04	1/4"	6	40	21	STANDARD
FAF-1T-06	3/8"	10	50	26	STANDARD
FAF-1T-08	1/2"	13	51	27	STANDARD
FAF-1T-10	5/8"	16			STANDARD
FAF-1T-12	3/4"	20	62	34	STANDARD
FAF-1T-16	1"	25	74	46	STANDARD



FIELD ATTACHABLE FERRULE FOR R 2T HOSE

NON SKIVE HOSE

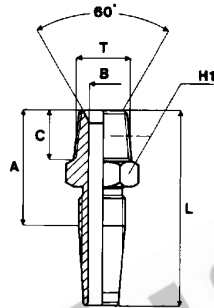
PART NUMBER	HOSE BORE		DIMENSIONS mm		FOR INSERT TYPE
	inch	mm	L	H	
FAF-2T-04	1/4"	6	40	21	STANDARD
FAF-2T-06	3/8"	10	50	26	STANDARD
FAF-2T-08	1/2"	13	51	27	STANDARD
FAF-2T-10	5/8"	16	50	32	STANDARD
FAF-2T-12	3/4"	20	62	34	STANDARD
FAF-2T-16	1"	25	74	46	STANDARD

www.hardyspicer.com.au

Document No:	HSAGICAT
Issue:	1
Issue Date:	01/09/08

This catalogue is the copyright
of Hardy Spicer

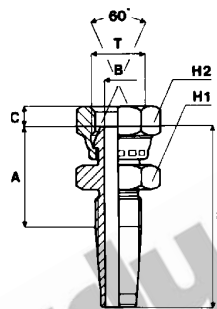
FIELD ATTACHABLE COUPLINGS



FIELD ATTACHABLE BSP MALE

STANDARD HOSE ENDS

PART NUMBER	THREAD T	HOSE BORE		DIMENSIONS mm					
		inch	mm	L	B	A	C	H1	
FABM-02-04	1/8 - 28	1/4	6						
FABM-04-04	1/4 - 19	1/4	6	65	4	34	16	0.562"	
FABM-04-06	1/4 - 19	3/8	10						
FABM-06-04	3/8 - 19	1/4	6						
FABM-06-06	3/8 - 19	3/8	10	72	7	36	17	0.687"	
FABM-08-06	1/2 - 14	3/8	10	78	7	42	22	0.875"	
FABM-08-08	1/2 - 14	1/2	13	80	10	42	22	0.875"	
FABM-12-12	3/4 - 14	3/4	20	96	15	48	22	1.125"	
FABM-16-16	1 - 11	1	25	114	21	61	28	1.375"	



FIELD ATTACHABLE BSPP FEMALE

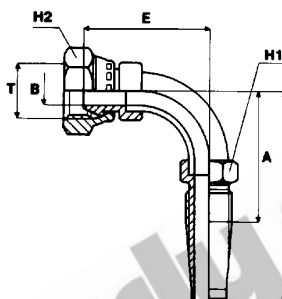
STANDARD HOSE ENDS

PART NUMBER	THREAD T	HOSE BORE		DIMENSIONS mm					
		inch	mm	L	B	A	C	H1	H2
FABF-04-04	1/4 - 19	1/4	6	58	4	27	4	0.562"	19
FABF-04-06	1/4 - 19	3/8	10						
FABF-06-04	3/8 - 19	1/4	6						
FABF-06-06	3/8 - 19	3/8	10	66	7	30	6	0.687"	22
FABF-08-06	1/2 - 14	3/8	10	69	7	33	6	0.875"	27
FABF-08-08	1/2 - 14	1/2	13	71	10	33	6	0.875"	27
FABF-12-12	3/4 - 14	3/4	20	86	15	38	8	1.125"	32
FABF-16-12	1 - 11	1	25						
FABF-16-16	1 - 11	1	25	100	21	47	10	1.375"	41

www.hardyspicer.com.au

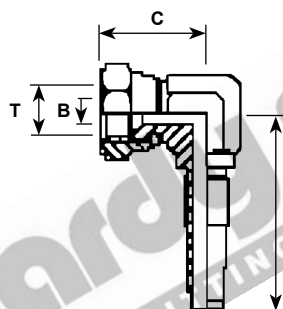
Document No:	HSAGICAT
Issue:	1
Issue Date:	01/09/08

FIELD ATTACHABLE COUPLINGS



FIELD ATTACHABLE BSPP FEMALE 90° SWEPT STANDARD HOSE ENDS

PART NUMBER	THREAD T	HOSE BORE		DIMENSIONS mm					
		inch	mm	L	B	A	C	H1	H2
FABF90S-04-04	1/4 - 19	1/4	6	63	4	32	24	0.562"	19
FABF90S-06-06	3/8 - 19	3/8	10	74	7	38	30	0.687	22
FABF90S-08-06	1/2 - 14	3/8	10	79	7	43	37	0.687"	27
FABF90S-08-08	1/2 - 14	1/2	13	81	10	43	37	0.875"	27
FABF90S-12-12	3/4 - 14	3/4	20	102	15	54	46	1.125"	32
FABF90S-16-16	1 - 11	1	25	125	21	72	57	1.375"	41
FABF90S-20-20#	1-1/4 - 11	1-1/4	32						
FABF90S-24-24#	1-1/2 - 11	1-1/2	38						



FIELD ATTACHABLE BSPP FEMALE 90° COMPACT STANDARD HOSE ENDS

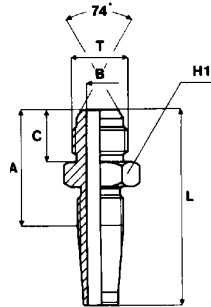
	PART NUMBER	THREAD T	HOSE BORE		DIMENSIONS mm					
			inch	mm	L	B	A	C	H1	H2
	FABF90-04-04	1/4 - 19	1/4	6	49	4		28		
	FABF90-06-06	3/8 - 19	3/8	10	60	7		34		
	FABF90-08-06	1/2 - 14	3/8	10	73	10		35		
	FABF90-08-08	1/2 - 14	1/2	13	61	10		36		
	FABF90-12-12	3/4 - 14	3/4	20	85	15		45		
	FABF90-16-16	1 - 11	1	25	98	19		54		

www.hardyspicer.com.au

Document No:	HSAGICAT
Issue:	1
Issue Date:	01/09/08

This catalogue is the copyright of Hardy Spicer

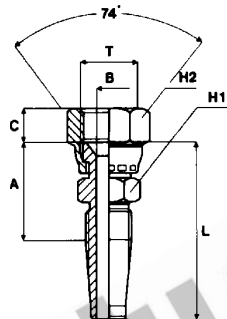
FIELD ATTACHABLE COUPLINGS



FIELD ATTACHABLE JIC MALE

STANDARD HOSE ENDS

PART NUMBER	THREAD T	HOSE BORE		DIMENSIONS mm					
		inch	mm	L	B	A	C	H1	
FAJM-07-04	7/16 - 20	1/4	6	62	4	31	14	0.562"	
FAJM-08-04	1/2 - 20	1/4	6						
FAJM-09-04	9/16 - 18	1/4	6	64	4	33	14	0.687"	
FAJM-09-06	9/16 - 18	3/8	10	69	7	33	14	0.687"	
FAJM-12-06	3/4 - 16	3/8	10	73	7	37	17	0.875"	
FAJM-12-08	3/4 - 16	1/2	13	75	10	37	17	0.875"	
FAJM-14-08	7/8 - 14	1/2	13	79	10	41	19	1.000"	
FAJM-14-10	7/8 - 14	5/8	16						
FAJM-17-12	1-1/16 - 12	3/4	20	96	15	48	22	1.125"	
FAJM-21-16	1-5/16 - 12	1	25	109	21	56	23	1.375"	



FIELD ATTACHABLE JIC FEMALE

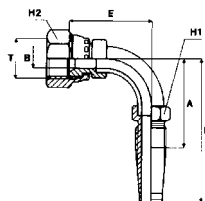
STANDARD HOSE ENDS

PART NUMBER	THREAD T	HOSE BORE		DIMENSIONS mm					
		inch	mm	L	B	A	C	H1	H2
FAJF-07-04	7/16 - 20	1/4	6	56	4	25	9	0.562"	0.625"
FAJF-08-04	1/2 - 20	1/4	6						
FAJF-09-04	9/16 - 18	1/4	6	58	4	27	10	0.562"	0.687"
FAJF-09-06	9/16 - 18	3/8	10	65	7	29	10	0.687"	0.687"
FAJF-12-06	3/4 - 16	3/8	10	68	7	32	11	0.875"	0.938"
FAJF-12-08	3/4 - 16	1/2	13	70	10	32	11	0.875"	0.938"
FAJF-14-08	7/8 - 14	1/2	13	71	10	33	13	0.875"	1.062"
FAJF-14-10	7/8 - 14	5/8	16						
FAJF-14-12	7/8 - 14	3/4	20						
FAJF-17-08	1-1/16 - 12	1/2	13						
FAJF-17-10	1-1/16 - 12	5/8	16						
FAJF-17-12	1-1/16 - 12	3/4	20	87	15	39	15	1.125"	1.250"
FAJF-21-16	1-5/16 - 12	1	25	101	21	48	16	1.375"	1.500"

www.hardyspicer.com.au

Document No:	HSAGICAT
Issue:	1
Issue Date:	01/09/08

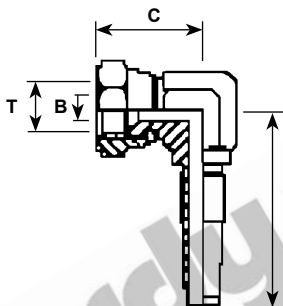
FIELD ATTACHABLE COUPLINGS



FIELD ATTACHABLE JIC FEMALE 90° SWEPT

STANDARD HOSE ENDS

PART NUMBER	THREAD T	HOSE BORE		DIMENSIONS mm					
		inch	mm	L	B	A	C	H1	H2
FAJF90S-07-04	7/16 - 20	1/4	6	63	4	32	28	0.562"	0.625"
FAJF90S-09-04	9/16 - 18	1/4	6	68	4	37	34	0.625"	0.687"
FAJF90S-09-06	9/16 - 18	3/8	10	74	7	38	34	0.687"	0.687"
FAJF90S-12-06	3/4 - 16	3/8	10	79	10	43	41	0.687"	0.938"
FAJF90S-12-08	3/4 - 16	1/2	13	81	10	43	41	0.875"	0.938"
FAJF90S-14-08	7/8 - 14	1/2	13	86	10	48	46	0.875"	1.062"
FAJF90S-14-10	7/8 - 14	5/8	16						
FAJF90S-17-12	1-1/16-12	3/4	20	102	15	54	47	1.125"	1.250"
FAJF90S-21-16	1-5/16-12	1	25	125	21	72	57	1.375"	1.500"



FIELD ATTACHABLE JIC FEMALE 90° COMPACT

STANDARD HOSE ENDS


PART NUMBER	THREAD T	HOSE BORE		DIMENSIONS mm					
		inch	mm	L	B	A	C	H1	H2
FAJF90-07-04	7/16 - 20	1/4	6						
FAJF90-09-04	9/16 - 18	1/4	6	49	7		30		
FAJF90-09-06	9/16 - 18	3/8	10	60	7		33		
FAJF90-12-06	3/4 - 16	3/8	10						
FAJF90-12-08	3/4 - 16	1/2	13	63	10		39		
FAJF90-14-08	7/8 - 14	1/2	13	69	12		41		
FAJF90-17-12	1-1/16-12	3/4	20	80	15		45		

www.hardyspicer.com.au

Document No:	HSAGICAT
Issue:	1
Issue Date:	01/09/08

This catalogue is the copyright
of Hardy Spicer

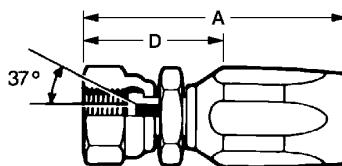
FIELD ATTACHABLE COUPLINGS



www.hardyspicer.com.au

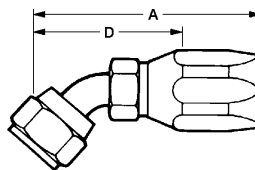
Document No:	HSAGICAT
Issue:	1
Issue Date:	01/09/08

SAE 100R5 FIELD ATTACHABLE FITTINGS PLUS FERRULE



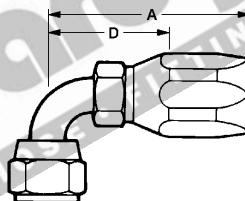
R5 JIC FEMALE

PART No.	THREAD	HOSE BORE		DIMENSIONS mm	
		inch	mm	A	D
R5JF-07-04	7/16 - 20	3/16	4.80	50.0	31.2
R5JF-08-05	1/2 - 20	1/4	6.30	53.8	34.3
R5JF-09-06	9/16 - 18	5/16	7.90	59.2	36.3
R5JF-12-06	3/4 - 16	5/16	7.90	61.5	36.3
R5JF-09-08	9/16 - 18	13/32	10.30	68.1	38.9
R5JF-12-08	3/4 - 16	13/32	10.30	70.6	41.1
R5JF-14-08	7/8 - 14	13/32	10.30	74.9	45.7
R5JF-14-10	7/8 - 14	1/2	12.70	78.7	46.0
R5JF-17-12	1-1/16 - 12	5/8	15.90	88.6	48.8



R5 JIC FEMALE 45°

PART No.	THREAD	HOSE BORE		DIMENSIONS mm	
		inch	mm	A	D
R5JF45-07-04	7/16 - 20	3/16	4.80	47.0	27.9
R5JF45-08-05	1/2 - 20	1/4	6.30	52.6	32.8
R5JF45-09-06	9/16 - 18	5/16	7.90	56.6	33.8
R5JF45-12-08	3/4 - 16	13/32	10.30	75.9	46.7
R5JF45-14-10	7/8 - 14	1/2	12.70	82.3	49.5
R5JF45-17-12	1-1/16 - 12	5/8	15.90	96.0	56.1



R5 JIC FEMALE 90°

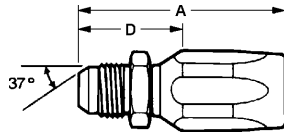
PART No.	THREAD	HOSE BORE		DIMENSIONS mm	
		inch	mm	A	D
R5JF90-07-04	7/16 - 20	3/16	4.80	44.2	25.1
R5JF90-08-05	1/2 - 20	1/4	6.30	49.8	30.0
R5JF90-09-06	9/16 - 18	5/16	7.90	54.1	31.2
R5JF90-12-08	3/4 - 16	13/32	10.30	70.1	40.9
R5JF90-14-10	7/8 - 14	1/2	12.70	74.7	41.9
R5JF90-17-12	1-1/16 - 12	5/8	15.90	95.0	55.1

www.hardyspicer.com.au

Document No:	HSAGICAT
Issue:	1
Issue Date:	01/09/08

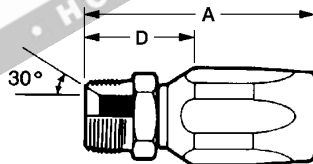
This catalogue is the copyright
of Hardy Spicer

SAE 100R5 FIELD ATTACHABLE FITTINGS PLUS FERRULE



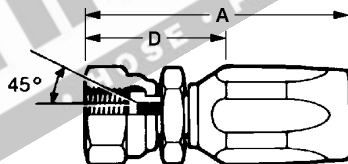
R5 JIC MALE

PART No.	THREAD	HOSE BORE		DIMENSIONS mm	
		inch	mm	A	D
R5JM-07-04	7/16 - 20	3/16	4.80	45.7	26.9
R5JM-08-05	1/2 - 20	1/4	6.30	50.0	30.0
R5JM-09-06	9/16 - 18	5/16	7.90	53.8	31.0
R5JM-12-08	3/4 - 16	13/32	10.30	65.3	36.1
R5JM-14-10	7/8 - 14	1/2	12.70	73.1	40.6
R5JM-17-12	1-1/16 - 12	5/8	15.90	85.0	45.2



R5 NPT MALE

PART No.	THREAD	HOSE BORE		DIMENSIONS mm	
		inch	mm	A	D
R5NM-02-04	1/8 - 27	3/16	4.80	42.7	23.6
R5NM-04-04	1/4 - 18	3/16	4.80	47.5	28.4
R5NM-04-05	1/4 - 18	1/4	6.30	49.8	30.0
R5NM-04-06	1/4 - 18	5/16	7.90	54.1	31.2
R5NM-06-06	3/8 - 18	5/16	7.90	54.1	31.2
R5NM-06-08	3/8 - 18	13/32	10.30	63.0	33.8
R5NM-08-08	1/2 - 14	13/32	10.30	69.3	40.1
R5NM-12-12	3/4 - 14	5/8	15.90	82.3	42.4



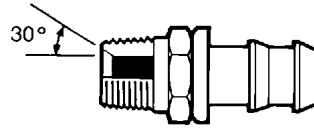
R5 SAE FEMALE

PART No.	THREAD	HOSE BORE		DIMENSIONS mm	
		inch	mm	A	D
R5SF-10-06	5/8 - 18	5/16	7.90	59.9	37.1
R5SF-17-12	1-1/16 - 14	5/8	15.90	88.6	48.8

www.hardyspicer.com.au

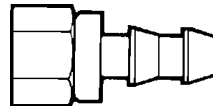
Document No:	HSAGICAT
Issue:	1
Issue Date:	01/09/08

PUSH-ON HOSE ENDS



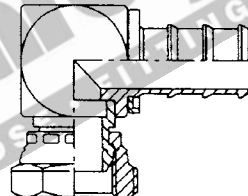
PUSH-ON COUPLINGS BSPT MALE

PART NUMBER	THREAD (in)	HOSE BORE	
		inch	mm
POBM-02-04	1/8-28	1/4	6.3
POBM-04-04	1/4-19	1/4	6.3
POBM-04-06	1/4-19	3/8	9.5
POBM-06-06	3/8-19	3/8	9.5
POBM-08-08	1/2-14	1/2	12.7
POBM-12-12	3/4-14	3/4	19.0



PUSH-ON COUPLINGS BSP FEMALE

PART NUMBER	THREAD (in)	HOSE BORE	
		inch	mm
POBF-02-04	1/8-28	1/4	6.3
POBF-04-04	1/4-19	1/4	6.3
POBF-06-06	3/8-19	3/8	9.5
POBF-08-08	1/2-14	1/2	12.7
POBF-12-12	3/4-14	3/4	19.0



PUSH-ON COUPLINGS BSP FEMALE 90°

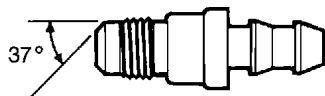
PART NUMBER	THREAD (in)	HOSE BORE	
		inch	mm
POBF90-04-04	1/4-19	1/4	6.3
POBF90-06-06	3/8-19	3/8	9.5
POBF90-08-08	1/2-14	1/2	12.7
POBF90-12-12	3/4-14	3/4	19.0

www.hardyspicer.com.au

Document No:	HSAGICAT
Issue:	1
Issue Date:	01/09/08

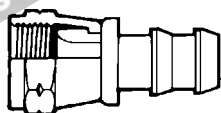
This catalogue is the copyright
of Hardy Spicer

PUSH-ON HOSE ENDS



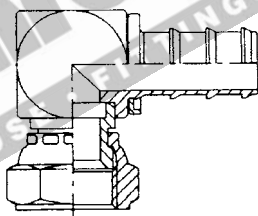
PUSH-ON COUPLINGS JIC MALE

PART NUMBER	THREAD (in)	HOSE BORE	
		inch	mm
POJM-07-04	7/16-20	1/4	6.3
POJM-09-06	9/16-18	3/8	9.5
POJM-12-06	3/4-16	3/8	9.5
POJM-12-08	3/4-16	1/2	12.7
POJM-14-08	7/8-14	1/2	12.7
POJM-17-12	1-1/16	3/4	19.0



PUSH-ON COUPLINGS JIC FEMALE

PART NUMBER	THREAD (in)	HOSE BORE	
		inch	mm
POJF-07-04	7/16-20	1/4	6.3
POJF-08-04	1/2-20	1/4	6.3
POJF-09-06	9/16-18	3/8	9.5
POJF-12-06	3/4-16	3/8	9.5
POJF-12-08	3/4-16	1/2	12.7
POJF-14-08	7/8-14	1/2	12.7
POJF-14-10	7/8-14	5/8	15.9
POJF-17-12	1-1/16-12	3/4	19.0



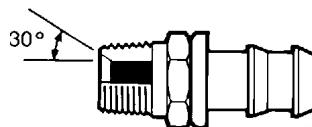
PUSH-ON COUPLINGS JIC FEMALE 90°

PART NUMBER	THREAD (in)	HOSE BORE	
		inch	mm
POJF90-07-04	7/16-20	1/4	6.3
POJF90-09-06	9/16-18	3/8	9.5
POJF90-12-08	3/4-16	1/2	12.7
POJF90-17-12	1-1/16 - 12	3/4	19.0

www.hardyspicer.com.au

Document No:	HSAGICAT
Issue:	1
Issue Date:	01/09/08

PUSH-ON HOSE ENDS



PUSH-ON COUPLINGS NPT MALE

PART NUMBER	THREAD (in)	HOSE BORE		
		inch	mm	
PONM-02-04	1/8-27	1/4	6.3	
PONM-04-04	1/4-18	1/4	6.3	
PONM-04-06	1/4-18	3/8	9.5	
PONM-06-06	3/8-18	3/8	9.5	
PONM-06-08	3/8-18	1/2	12.7	



PUSH-ON COUPLINGS SAE FEMALE


PART NUMBER	THREAD (in)	HOSE BORE		
		inch	mm	
POSF-10-06	5/8-18	3/8	9.5	
POSF-17-12	1-1/16-14	3/4	19.1	

www.hardyspicer.com.au

Document No:	HSAGICAT
Issue:	1
Issue Date:	01/09/08

This catalogue is the copyright
of Hardy Spicer

PUSH-ON HOSE ENDS

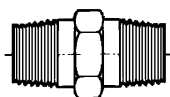


www.hardyspicer.com.au

Document No:	HSAGICAT
Issue:	1
Issue Date:	01/09/08

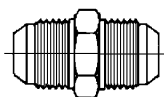
ADAPTORS

B1M



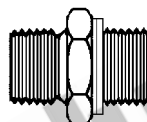
BSPT x BSPT
BSPT Male to BSPT Male

J1M



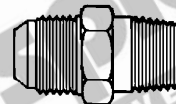
JIC x JIC
JIC Male to JIC Male

P1M



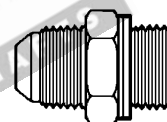
BSPP x BSPP
BSPP Male to BSPP Male

JB1M



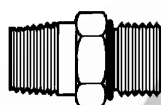
JIC x BSPT
JIC Male to BSPT Male

JP1M



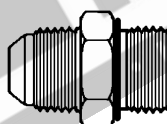
JIC x BSPP
JIC Male to BSPP Male

BU1M



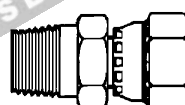
BSPT x UNO
BSPT Male to UNO Male

JU1M



JIC x UNO
JIC Male to UNO Male

B1MFS



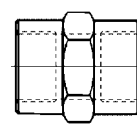
BSPT x BSP
BSPT Male to BSP Female

PJ1MFS



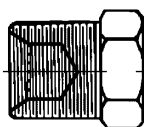
BSPP x JIC
BSPP Male to JIC Female

B1F



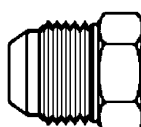
BSPT x BSPT
BSP Female to BSP Female

BP



BSPT
BSPT Male

JP



JIC
JIC Male

BC



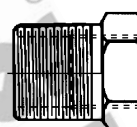
BSP
BSP Female

JCN



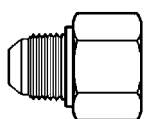
JIC
JIC Female

B1R



BSPT x BSPT
BSP Male Female Reducer

JTR



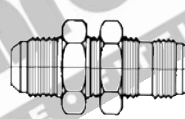
JIC x JIC
JIC Male to JIC Female

B10M



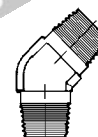
BSPP x BSPP
BSPP Male Bulkhead

J10M



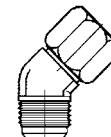
JIC x JIC
JIC Male Bulkhead

B4M



BSPT x BSPT
BSPT Male to BSPT Male

J4MFS



JIC x JIC
JIC Male to JIC Female

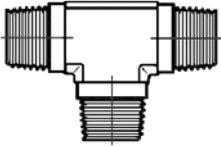
www.hardyspicer.com.au

Document No:	HSAGICAT
Issue:	1
Issue Date:	01/09/08

This catalogue is the copyright
of Hardy Spicer

ADAPTORS

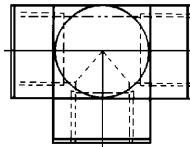
B5M



BSPT x BSPT x BSPT

BSPT Male to BSPT Male to
BSPT Male (Branch)

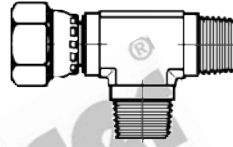
B5F



BSPT x BSPT x BSPT

BSPT Female to BSPT Female to
BSPT Female (Branch)

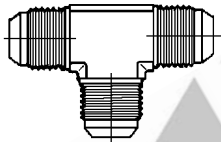
B5FSM



BSPP x BSPP

BSPT Female to BSPT Male to
BSPT Male (Branch)

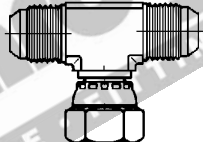
J5M



JIC x JIC x JIC

JIC Male to JIC Male to
JIC Male (Branch)

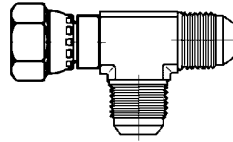
J5MFS



JIC x JIC x JIC

JIC Male to JIC Male to
JIC Female (Branch)


J5FSM



JIC x JIC x JIC

JIC Female to JIC Male to
JIC Male (Branch)

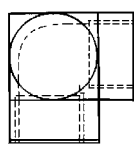
B9M



BSPT x BSPT

BSPT Male to BSPT Male

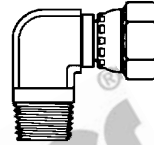
B9F



BSPT x BSPT

BSPT Female to BSPT Female

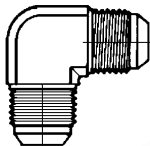
B9MFS



BSPT x BSPT

BSPT Male to BSPT Female

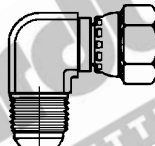
J9M



JIC x JIC

JIC Male to JIC Male

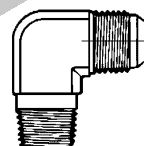
J9MFS



JIC x JIC

JIC Male to JIC Female

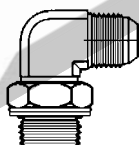
JB9M



JIC x BSPT

JIC Male to BSPT Male

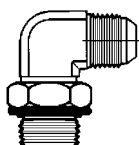
JP9M



JIC x BSPP

JIC Male to BSPP Male

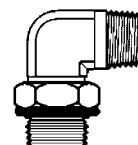
JU9M



JIC x UNO

JIC Male to UNO Male

BU9M



BSPT x UNO

BSPT Male to UNO Male

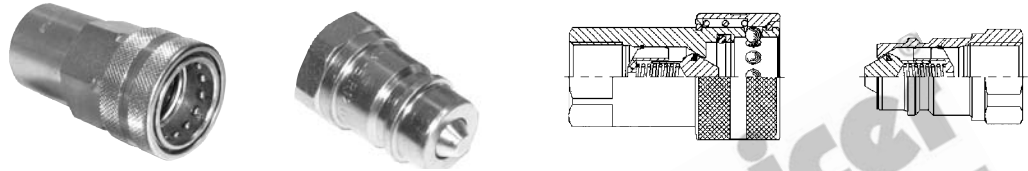
www.hardyspicer.com.au

Document No:	HSAGICAT
Issue:	1
Issue Date:	01/09/08

This catalogue is the copyright
of Hardy Spicer

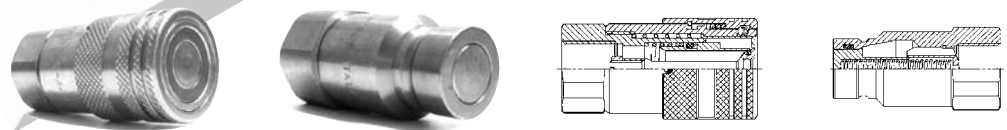
ACCESSORIES

COUPLINGS



BIR Series - ISO 7141 Type A

FEMALE PART NUMBER	MALE PART NUMBER	NOMINAL SIZE BSPP	ISO SIZE	RATED FLOW (lpm)	MAXIMUM OPERATING PRESSURE (Bar)	PRESSURE DROP AT RATED FLOW
F-BIR14-BSP	M-BIR14-BSP	1/4"	6.3	12	350	5.5
F-BIR38-BSP	M-BIR38-BSP	3/8"	10	23	300	1
F-BIR12-BSP	M-BIR12-BSP	1/2"	12.5	45	250	1.2
F-BIR34-BSP	M-BIR34-BSP	3/4"	20	74	250	0.9
F-BIR100-BSP	M-BIR100-BSP	1"	25	100	230	0.75



FIRG Series - ISO 16028 Flat Face

FEMALE PART NUMBER	MALE PART NUMBER	NOMINAL SIZE BSPP	ISO SIZE	RATED FLOW (lpm)	MAXIMUM OPERATING PRESSURE (Bar)	PRESSURE DROP AT RATED FLOW
F-FIRG14-BSP	M-FIRG14-BSP	1/4"	6.3	12	300	0.9
F-FIRG38-BSP	M-FIRG38-BSP	3/8"	10	23	300	0.9
F-FIRG12-BSP	M-FIRG12-BSP	1/2"	12.5	45	250	0.65
F-FIRG34-BSP	M-FIRG34-BSP	3/4"	20	74	250	0.9
F-FIRG100-BSP	M-FIRG100-BSP	1"	25	100	250	0.65



IVHP Series - 700 Bar Jacking

FEMALE PART NUMBER	MALE PART NUMBER	NOMINAL SIZE NPTF	ISO SIZE	RATED FLOW (lpm)	MAXIMUM OPERATING PRESSURE (Bar)	BURST PRESSURE COUPLED
F-IV14HP-NPT	M-IV14HP-NPT	1/4"	5	12	700	2500
F-IV38HP-NPT	M-IV38HP-NPT	3/8"	6.3	23	700	2350

www.hardyspicer.com.au

Document No:	HSAGICAT
Issue:	1
Issue Date:	01/09/08

This catalogue is the copyright of Hardy Spicer

ACCESSORIES

COUPLING DUST CAPS AND PLUGS



BIR SERIES

NOMINAL SIZE BSPP	CAP PART NUMBER	SUIT MALE COUPLING	PLUG PART NUMBER	SUIT FEMALE COUPLING
1/4"	DC-BIR14	M-BIR14-BSP	DP-BIR14	F-BIR14-BSP
3/8"	DC-BIR38	M-BIR38-BSP	DP-BIR38	F-BIR38-BSP
1/2"	DC-BIR12	M-BIR12-BSP	DP-BIR12	F-BIR12-BSP
3/4"	DC-BIR34	M-BIR34-BSP	DP-BIR34	F-BIR34-BSP
1"	DC-BIR100	M-BIR100-BSP	DP-BIR100	F-BIR100-BSP



FIRG SERIES

NOMINAL SIZE BSPP	CAP PART NUMBER	SUIT MALE COUPLING	PLUG PART NUMBER	SUIT FEMALE COUPLING
1/4"	DC-FIRG14	M-FIRG14-BSP	DP-FIRG14	F-FIRG14-BSP
3/8"	DC-FIRG38	M-FIRG38-BSP	DP-FIRG38	F-FIRG38-BSP
1/2"	DC-FIRG12	M-FIRG12-BSP	DP-FIRG12	F-FIRG12-BSP
3/4"	DC-FIRG34	M-FIRG34-BSP	DP-FIRG34	F-FIRG34-BSP
1"	DC-FIRG100	M-FIRG100-BSP	DP-FIRG100	F-FIRG100-BSP



IVHP SERIES

NOMINAL SIZE NPT	CAP PART NUMBER	SUIT MALE COUPLING	PLUG PART NUMBER	SUIT FEMALE COUPLING
1/4"	DC-IV14HP	M-IV14HP-NPT	DP-IV14HP	F-IV14HP-NPT
3/8"	DC-IV38HP	M-IV38HP-NPT	DP-IV38HP	F-IV38HP-NPT

www.hardyspicer.com.au

Document No:	HSAGICAT
Issue:	1
Issue Date:	01/09/08

This catalogue is the copyright of Hardy Spicer

ACCESSORIES

PB3310 Hydraulic Coupling (for INDUSTRIAL application)

These units are designed to be used as a means of connecting a hose to a hydraulic oil supply, allowing quick and easy disconnecting without loss of oil. They also prevent air entering the system when reconnecting.



PB3310 Series Coupling

FEMALE PART NUMBER	MALE PART NUMBER	NOMINAL SIZE BSPT	ISO SIZE	RATED FLOW (lpm)	MAXIMUM OPERATING PRESSURE (psi / Bar)	COMPLETE COUPLING
PB3310-29	PB3310-22	1"	25	100	4000 / 276	PB3310



PB3310 Series Dust Covers

NOMINAL SIZE BSPT	CAP PART NUMBER	SUIT MALE COUPLING	PLUG PART NUMBER	SUIT FEMALE COUPLING
1"	PB3310-12	PB3310-22	PB3310-11	PB3310-29

www.hardyspicer.com.au

Document No:	HSAGICAT
Issue:	1
Issue Date:	01/09/08

This catalogue is the copyright of Hardy Spicer

ACCESSORIES

NITTO AIR LINE COUPLINGS



Figure 1



Figure 2



Figure 3

MALE PLUGS

Part Number		Figure	Thread Details		Hose Size	Notes
Standard	200 Series		Size	Type		
20PM	-	1	1/4"	BSP - Male	-	
20PF	-	2	1/4"	BSP - Female	-	
20PH	-	3	-	-	1/4"	
30PM	-	1	3/8"	BSP - Male	-	
30PF	-	2	3/8"	BSP - Female	-	
30PH	-	3	-	-	3/8"	
40PM	-	1	1/2"	BSP - Male	-	
40PF	-	2	1/2"	BSP - Female	-	
40PH	-	3	-	-	1/2"	



Figure 4



Figure 5



Figure 6



Standard Series



1 Touch 200 Series

FEMALE COUPLERS

Part Number		Figure	Thread Details		Hose Size	Notes
Standard	200 Series		Size	Type		
20SM	200-20SM	4	1/4"	BSP - Male	-	
20SF	200-20SF	5	1/4"	BSP - Female	-	
20SH	200-20SH	6	-	-	1/4"	
30SM	200-30SM	4	3/8"	BSP - Male	-	
30SF	200-30SF	5	3/8"	BSP - Female	-	
30SH	200-30SH	6	-	-	3/8"	
40SM	200-40SM	4	1/2"	BSP - Male	-	
40SF	200-40SF	5	1/2"	BSP - Female	-	
40SH	200-40SH	6	-	-	1/2"	

www.hardyspicer.com.au

Document No:	HSAGICAT
Issue:	1
Issue Date:	01/09/08

ACCESSORIES



LOW PRESSURE BRASS BALL VALVES

PART NUMBER	THREAD SIZE BSPP	DN DIAMETER	OPERATING PRESSURE PSI / BAR	BODY LENGTH mm / inch	NOTES
BBVAGA006	1/4"	8	710 / 49	49 / 1.929"	
BBVAGA010	3/8"	10	710 / 49	52 / 2.047"	
BBVAGA012	1/2"	15	710 / 49	60 / 2.362"	
BBVAGA020	3/4"	20	570 / 39	68 / 2.677"	
BBVAGA025	1"	25	570 / 39	85 / 3.346"	
BBVAGA032	1 1/4"	32	430 / 29		
BBVAGA040	1 1/2"	40	430 / 29		
BBVAGA050	2"	50	360 / 25		



STAINLESS STEEL BALL VALVES (1 PIECE)

PART NUMBER	THREAD SIZE BSPP	DN DIAMETER	OPERATING PRESSURE PSI / BAR	BODY LENGTH mm / inch	NOTES
SS1P006	1/4"	8	1000 / 69	39 / 1.535"	
SS1P010	3/8"	10	1000 / 69	43 / 1.693"	
SS1P012	1/2"	15	1000 / 69		
SS1P020	3/4"	20	1000 / 69	60 / 2.362"	
SS1P025	1"	25	1000 / 69	72 / 2.835"	
SS1P032	1 1/4"	32	1000 / 69		
SS1P040	1 1/2"	40	1000 / 69		
SS1P050	2"	50	1000 / 69		

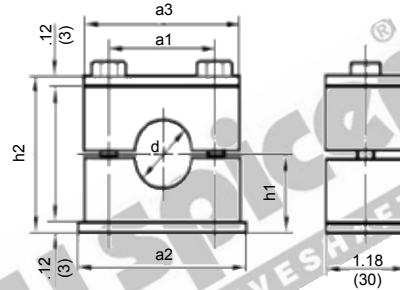
316 Stainless Steel - includes locking device as standard.

www.hardyspicer.com.au

Document No:	HSAGICAT
Issue:	1
Issue Date:	01/09/08

This catalogue is the copyright of Hardy Spicer

ACCESSORIES



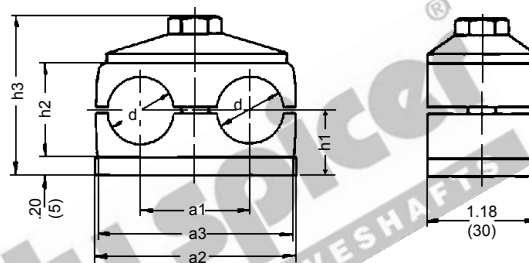
SINGLE LIGHT DUTY CLAMP

PART NUMBER	DIMENSIONS mm						
	d	a1	a2	a3	h1	h2	Bolt
SLDC-6	6.4	20	36	34	16	32	M6 x 30
SLDC-8	8	20	36	34	16	32	M6 x 30
SLDC-10	9.5	20	36	34	16	32	M6 x 30
SLDC-12	12.0	20	36	34	16	32	M6 x 30
SLDC-13	12.7	26	42	40	19.5	39	M6 x 35
SLDC-14	14	26	42	40	19.5	39	M6 x 35
SLDC-15	15	26	42	40	19.5	39	M6 x 35
SLDC-16	16	26	42	40	19.5	39	M6 x 35
SLDC-17	17.1	26	42	40	19.5	39	M6 x 35
SLDC-19	19	33	50	48	21.5	43	M6 x 40
SLDC-20	20	33	50	48	21.5	43	M6 x 40
SLDC-22	22	33	50	48	21.5	43	M6 x 40
SLDC-25	25.4	33	50	48	21.5	43	M6 x 40
SLDC-28	28	40	59	57	24	48	M6 x 45
SLDC-30	30	40	59	57	24	48	M6 x 45
SLDC-32	32	52	72	70	32	64	M6 x 60
SLDC-38	38	52	72	70	32	64	M6 x 60
SLDC-45	44.5	66	88	86	36	72	M6 x 70

www.hardyspicer.com.au

Document No:	HSAGICAT
Issue:	1
Issue Date:	01/09/08

ACCESSORIES



TWIN LIGHT DUTY CLAMP

PART NUMBER	DIMENSIONS mm							
	d	a1	a2	a3	h1	h2	h3	Bolts
TLDC-06	6.4	20	37	36	18.5	27	43	M6 x 35
TLDC-08	8	20	37	36	18.5	27	43	M6 x 35
TLDC-10	9.5	20	37	36	18.5	27	43	M6 x 35
TLDC-12	12	20	37	36	18.5	27	43	M6 x 35
TLDC-13	12.7	29	55	53	18	26	43.5	M8 x 35
TLDC-14	14	29	55	53	18	26	43.5	M8 x 35
TLDC-15	15	29	55	53	18	26	43.5	M8 x 35
TLDC-16	16	29	55	53	18	26	43.5	M8 x 35
TLDC-17	17.1	29	55	53	18	26	43.5	M8 x 35
TLDC-19	19	36	70	67	23.5	37	54.5	M8 x 45
TLDC-20	20	36	70	67	23.5	37	54.5	M8 x 45
TLDC-22	22	36	70	67	23.5	37	54.5	M8 x 45
TLDC-25	25.4	36	70	67	23.5	37	54.5	M8 x 45
TLDC-28	28	45	85	82	26	42	59.5	M8 x 50
TLDC-30	30	45	85	82	26	42	59.5	M8 x 50
TLDC-32	32	56	110	106	32	54	71.5	M8 x 60
TLDC-38	38	56	110	106	32	54	71.5	M8 x 60
TLDC-42	42	56	110	106	32	54	71.5	M8 x 60

www.hardyspicer.com.au

Document No:	HSAGICAT
Issue:	1
Issue Date:	01/09/08

This catalogue is the copyright
of Hardy Spicer

ACCESSORIES



HOSE CLAMPS (Stainless Steel)

Part Number	Range (mm)		Clamp Width	Part Number	Range (mm)		Clamp Width
	From	To			From	To	
MAH4	6	16	10	HSS60	84	108	15
HSS6	11	20	15	HSS64	91	114	15
HSS8	12	23	15	HSS72	48	127	15
HSS10	11	27	15	HSS80	64	140	15
HSS12	17	32	15	HSS88	79	152	15
HSS16	21	38	15	HSS96	92	165	15
HSS20	21	45	15	HSS104	105	178	15
HSS24	27	51	15	HSS128	143	216	15
HSS28	33	57	15	HSS152	181	254	15
HSS32	40	64	15	HSS188	238	311	16
HSS36	46	70	15	HSS200	257	330	16
HSS40	52	76	15	HSS212	276	350	16
HSS44	59	83	15	HSS224	295	368	16
HSS48	65	90	15	HSS236	315	387	16
HSS52	71	95	15	HSS248	334	406	16
HSS56	78	102	15	HSS312	435	508	16

ASSORTMENT PACKS



Part No: **HS-KIT-IPCM-1**

Description: Pipe retaining clamps for securing hose and tube. A Rubber liner on the clamp absorbs vibration and protects the hose or tube.

P CLAMP KIT CONTENTS

P Clamps		
Part No.	Clamp Diameter	Qty
900729-18	6mm	10
900729-19	10mm	10
900729-1	13mm	10
900729-21	16mm	10
900729-4	19mm	10
900729-5	22mm	10
900729-23	25mm	10

www.hardyspicer.com.au

Document No:	HSAGICAT
Issue:	1
Issue Date:	01/09/08

ACCESSORIES

ASSORTMENT PACKS



Part No: **HS-KIT-ORING**

Description: O-Ring assortment kit containing 24 assorted o-rings to suit SAE Flanges, UN Threads and Flat Face adaptors.

O-RING ASSORTMENT KIT CONTENTS

Flat Face Sealing O-Rings		
Part No.	Description	Qty
UOR-7	4OR	10
UOR-8	5OR	10
UOR-9	6OR	10
UOR-12	8OR	10
UOR-14	10OR	10
UOR-17	12OR	10
UOR-19	14OR	10
UOR-21	16OR	10
UOR-26	20OR	10

UN Thread O-Rings		
Part No.	Description	Qty
OOR-9	4ORFF	10
OOR-11	6ORFF	10
OOR-13	8ORFF	10
OOR-16	10ORFF	10
OOR-19	12ORFF	10
OOR-23	16ORFF	10
OOR-27	20ORFF	10
OOR-32	24ORFF	10

SAE Flange O-Rings		
Part No.	Description	Qty
FOR-08	8FLOR	10
FOR-10	10FLOR	10
FOR-12	12FLOR	10
FOR-16	16FLOR	10
FOR-20	20FLOR	10
FOR-24	24FLOR	10
FOR-32	32FLOR	10



Part No: **HS-KIT-IFCM-1**

Description: Fuel line hose clamp kit. For use on fuel injection hose, transmission hose and other small hose applications.

FUEL LINE HOSE CLAMP KIT CONTENTS

Fuel Injection Clamps		
Part No.	Clamp Range	Qty
	11-13mm	10
	13-15mm	20
	14-16mm	10

Perforated Band Clamps		
Part No.	Clamp Range	Qty
	6-16mm	20
	7-17mm	20
	8-22mm	20



Part No: **HS-KIT-ICCM-1**

Description: Hose connector and clamp pack Suitable for hose replacement and repairs on cooling systems

HOSE CLAMP & CONNECTOR KIT CONTENTS

Plastic Hose Connectors			
Part No.	Type	O.D.	Qty
	Straight	12.7mm	5
	Straight	15.9mm	5
	Straight	19mm	5
	Elbow	12.7mm	5
	Elbow	15.9mm	5
	Elbow	19mm	5

Perforated Band Clamps		
Part No.	Clamp Range	Qty
	11-25mm	10
	13.27mm	10
	13.32mm	10
	18-38mm	10

www.hardyspicer.com.au

Document No:	HSAGICAT
Issue:	1
Issue Date:	01/09/08

This catalogue is the copyright of Hardy Spicer

ACCESSORIES

MOBILE CRIMPER 4-20



Part No: **MC4-20-DIGITAL**

Description: Versatile mobile crimper..

Features: The latest in high tech crimping. Portable and lightweight - only 25 kgs. Great for jobs in the field. Digital accuracy for precise, consistent crimping. Powerful enough to crimp up to 1/1/4" ID 4 spiral hose.

HOSE CUTTER 6-32



Part No: **CUTTER-6-32**

Description: Powerful hose cutter.

Features: Cuts up to 2" ID 2 wire through to 6-Spiral reinforced hose. Reversible 10" scalloped-edge high speed steel blade with 3/4" bore. Radius hose feed into blade for reduced friction. Power cord supplied with 220V 20 amps, AC plug which can be removed for hared wire applications. Includes coolant spray system kit for reduced heat in high-capacity cutting applications.

Power Source: 3 HP (5.2 HP Peak), single or 3 phase, 230V 60Hz., 15 amp motor with power cord and plug.

HAND HELD HOSE CUTTER



Part No: **CUTTER-HAND**

Description: Sharp handy hose cutter.

Features: Makes clean cuts with no ragged edges. Cuts most non-metal reinforced rubber hoses. Lightweight with nylon handle. Blade closes into the handle for safety.

www.hardyspicer.com.au

Document No:	HSAGICAT
Issue:	1
Issue Date:	01/09/08

This catalogue is the copyright of Hardy Spicer

ACCESSORIES

VACUUM & FUEL LINE MERCHANDISER



Part No: **HS-91140**

Description: Fuel line and Vacuum hose display stand including hose. Suitable for use on fuel lines, PCV and EEC systems. Includes three popular hoses for vacuum applications, window washers and radiator overflows.

Contents:

Fuel Line	
FUEL-LINE-27002	1/4" Hose
FUEL-LINE-27003	5/16" Hose
FUEL-LINE-27004	3/8" Hose
Vacuum Hose	
VACUUM-27042	5/32" Hose
VACUUM-27043	7/32" Hose
VACUUM-27044	1/4" Hose

AIR BRAKE HOSE ASSEMBLIES



Factory made assemblies to meet the rigorous conditions of today's heavy duty truck market. 1/2" hose assemblies ranging from 18 to 72 inches in length, fitted with high quality brass 3/8" male pipe fitting on one end and 3/8" female air brake swivel with a 3/8" male pipe adaptor on the other end.

Part Number	Length inches	Length mm
ABHA-18	18	457
ABHA-20	20	508
ABHA-24	24	609
ABHA-28	28	711
ABHA-30	30	762
ABHA-32	32	812
ABHA-36	36	914
ABHA-42	42	1066
ABHA-48	48	1219
ABHA-60	60	1524
ABHA-72	72	1828

ABSORBENT SPONGE



Part No: **OIL-SP-SPONGE-Z**

Description: Absorption Mineral Sponge.
10kg pack.

Features:

- Inert mineral - No chemical additive
- Absorbs immediately on contact
- Super absorbent capacity
- Exceeds EPA landfill leachate tests
- De-Dusted to reduce surface bogging
- Won't leach back absorbed fluids

www.hardyspicer.com.au

Document No:	HSAGICAT
Issue:	1
Issue Date:	01/09/08

This catalogue is the copyright of Hardy Spicer

ACCESSORIES

HYDRAULIC FITTING TEMPLATES



- Part No: **TEMPLATE-GATES**
- Description: Three Templates to Identify Fittings, Hose and Tube. (428-7108)
- Features: Providing a fast and easy method of identifying threads.

THREAD IDENTIFICATION KIT



- Part No: **THREAD-ID-KIT**
- Description: Thread identification kit. (7369-4318)
- Contents: Callipers, Seat Gauges (Metric & Imp), Thread Gauges and Thread I.D. Book.

DIGITAL CALIPERS



- Part No: **DIGITAL-CALIPERS**
- Description: 6" Digital Calipers. (7369-0322)
- Features: Stainless steel calipers with easy to read LCD screen. Including protective carry case.

GATES SAFE HYDRAULICS PROGRAM



- Description: Gates Safe Hydraulics Training Program
- Features: The Gates Hydraulic Safety and Preventive Maintenance Program helps you cut costs and prevent injuries from hydraulic assembly failures. Contact Hardy Spicer to arrange this hands-on two hour seminar that is offered free to qualified organisations. Topics include inspection procedures, troubleshooting, hose and fitting selection, hose assembly and equipment maintenance.

www.hardyspicer.com.au

Document No:	HSAGICAT
Issue:	1
Issue Date:	01/09/08